
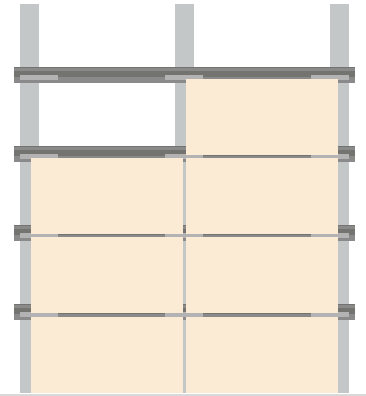


# frontek

Frontek ceramic panel: Super Plus System





## PRODUCT DESCRIPTION

### FRONTEK PANELS FOR VENTILATED FAÇADES

#### ADVANTAGES OF VENTILATED FAÇADES

Ventilated façades main difference with other façade solutions consists on the inclusion of an external layer, separated from the main wall by an air chamber. This allows to improve the waterproofing, acoustic, thermal and aesthetic properties.

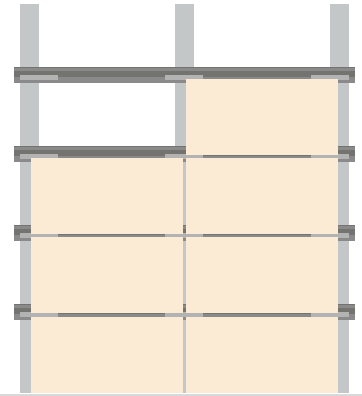
The main components in a ventilated façade are:

- Covering: the skin of the building, composed by ceramic plates.
- Anchoring structure: elements that support and fix the covering against forces.
- Air chamber: between the covering and the insulation.
- Insulation and waterproofing: applied on the outer face of the supporting wall.
- Supporting wall: it transmits the forces to the main building structure.

#### ADVANTAGES OF FRONTEK

Frontek extruded ceramic panels are the best solution for ventilated façade covering, as long as it has several functional and construction advantages:

- Easy and quick to install
- Great strength and durability
- Lightness of the system
- Replacing individual tiles
- Excellent stability of the ceramic covering, without risk of cracking or detachment.
- Removing condensation on the inner wall face
- Weather protection
- Low maintenance
- Easy to clean
- Aesthetic beauty



## SUPER PLUS SYSTEM

*STRENGTH SOLUTION FOR HIGH REQUIREMENTS*

### SUPER PLUS SYSTEM FOR FRONTEK PIECES:

This highly technical solution is specially designed for the toughest construction requirements. While it is fast and easy to assemble, horizontal bars provide more resistance against high wind forces and allows bigger distance between vertical profiles.

Frontek panels can easily be mounted and replaced by sliding the fitting clips along the horizontal bar making it easy to maintain.

### SYSTEM DESCRIPTION:

The skin of the building consists on Frontek ceramic plates, which protect the main wall against sunlight, rain and wind.

Frontek panels are sustained by the anchoring structure, comprising extruded aluminum clips that fit easily onto the horizontal guides.

The support system consists on horizontal extruded aluminum bars screwed to vertical squared-shaped profiles. This horizontal guides provide more stability and strenght and transfers the loads to the vertical sections. The vertical structure is responsible for transmitting the forces of walls, floors, etc ... to the building structure.

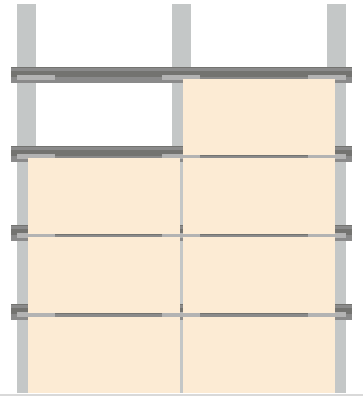
The vertical structure is fixed to the bearing wall by supporting steel brackets. Retaining brackets are added in order to help to prevent horizontal movement of the vertical profiles against wind forces.

The target of this ventilated façade system is to create an air chamber between the coating and the insulation material, which lets the air flow up with the consequent thermal, acoustic, and aesthetic benefits.



# frontek

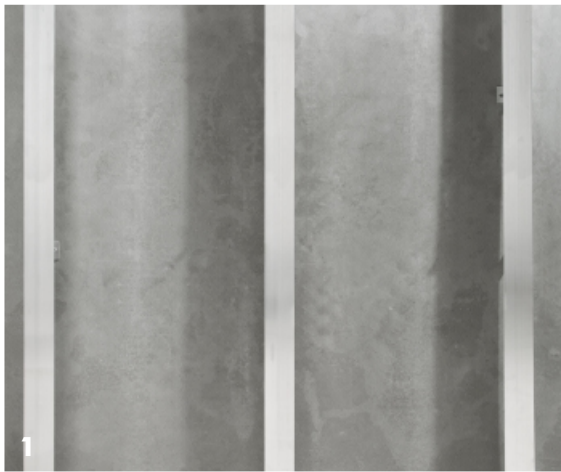
Frontek ceramic panel. Super Plus System



## PICTURES DOSSIER

*WHEN REALITY SURPASS EXPECTATIONS*

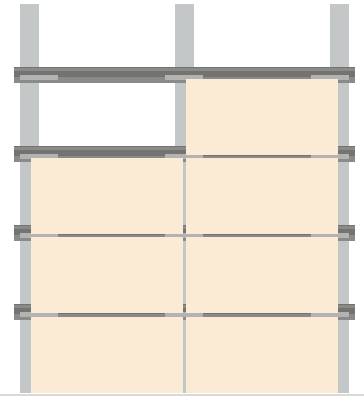
### SUPER PLUS SYSTEM ASSEMBLY PROCESS



# frontek

Frontek ceramic panel. Super Plus System





## TECHNICAL DOSSIER

*WE HELP YOU TO BUILD YOUR DREAM*

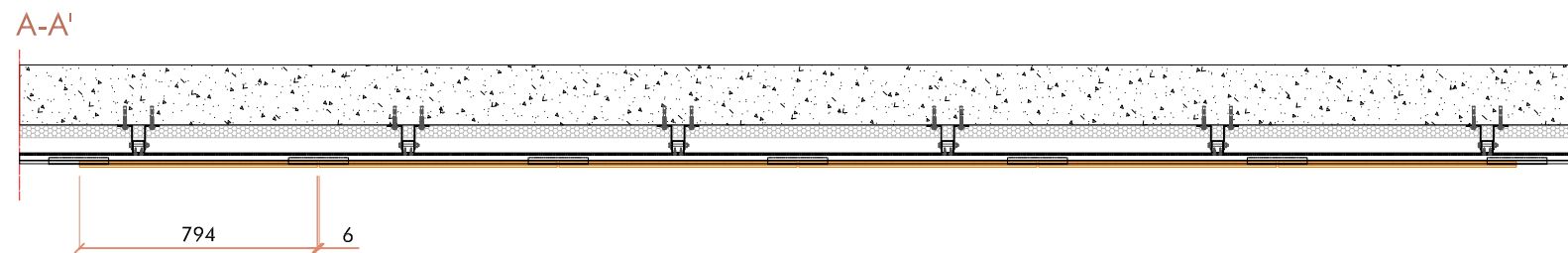
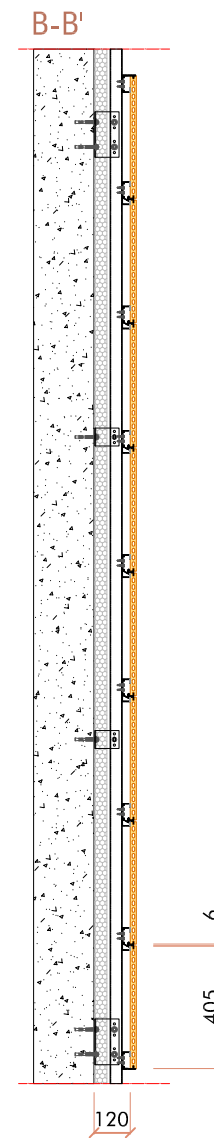
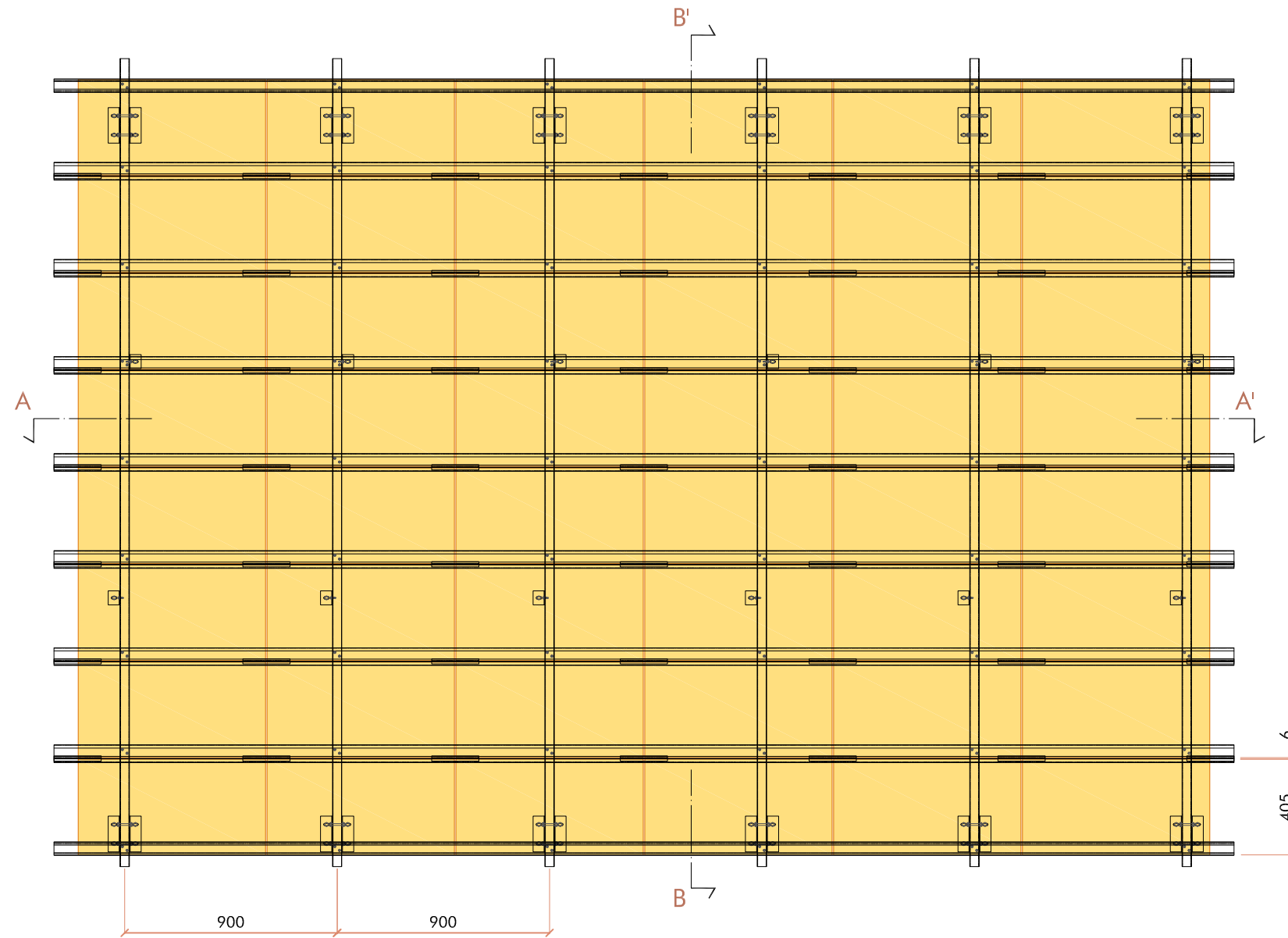
### INDEX OF DRAWINGS IN A3 FORMAT:

- 1- FRONTEK STANDARD MODULE
- 2- ELEMENTS AND ACCESORIES
- 3- HORIZONTAL PROFILES WITH FRONTEK PIECES
- 4- SECTION PROPERTIES
- 5- ELEMENTS DETAILS
- 6- DETAILS
  - 6.1- VERTICAL SECTION
  - 6.2- HORIZONTAL SECTION
  - 6.3- CORNER. HORIZONTAL SECTION
  - 6.4- TOP CLADDING. VERTICAL SECTION
  - 6.5- BOTTOM. VERTICAL SECTION
  - 6.6- WINDOW. HORIZONTAL SECTION
  - 6.7- WINDOW. VERTICAL SECTION

# Super Plus System

FRONTEK STANDARD MODULE

SUPERPLUS SYSTEM



**frontek**

· technologic ceramics ·

Shanghai: +86 021 5273 0108  
Guangzhou: +86 020 8944 7597  
info@frontekbuild.com

PROJECT -

CLIENT -

ARCHITECT -

CONSULTANT -

KEY PLAN/ELEVATION  
STANDARD MODULE  
SUPERPLUS SYSTEM

DESIGN -

DRAWING BEATRIZ QUINTANA

REVIEW -

SCALE 1/250 SIZE A3

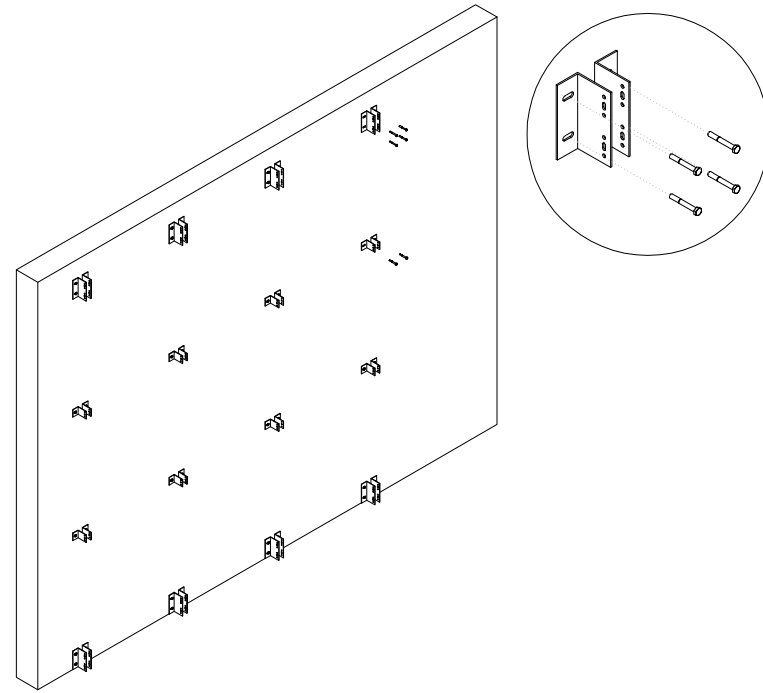
UNITS MM

SHEET 01-01

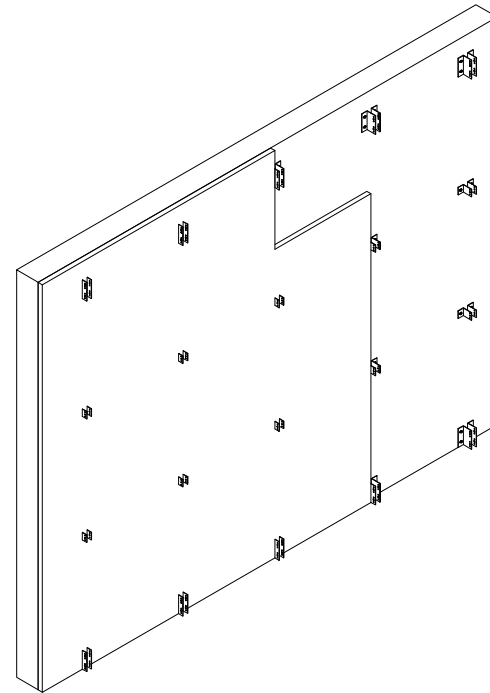
DATE 2015-05-05

# Super Plus System

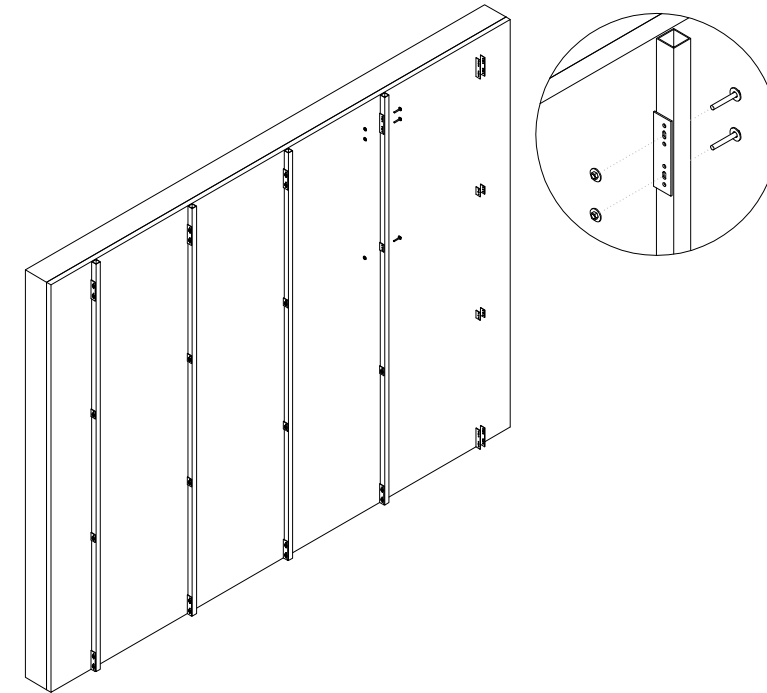
## FRONTEK STANDARD MODULE. CONSTRUCTION DIAGRAM



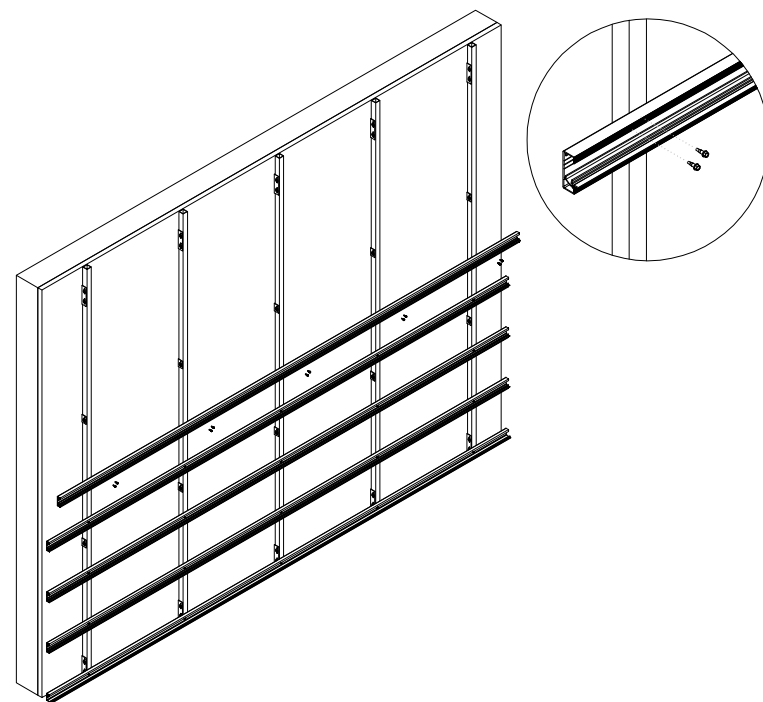
1. FIX BRACKETS TO SUPPORTING WALL



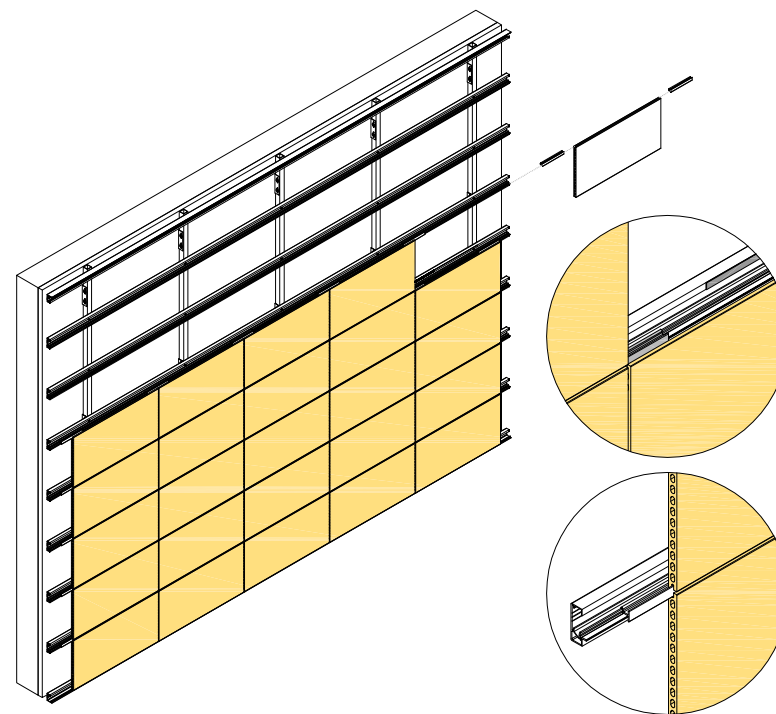
2. APPLY INSULATION



3. SCREW VERTICAL PROFILES TO BRACKETS



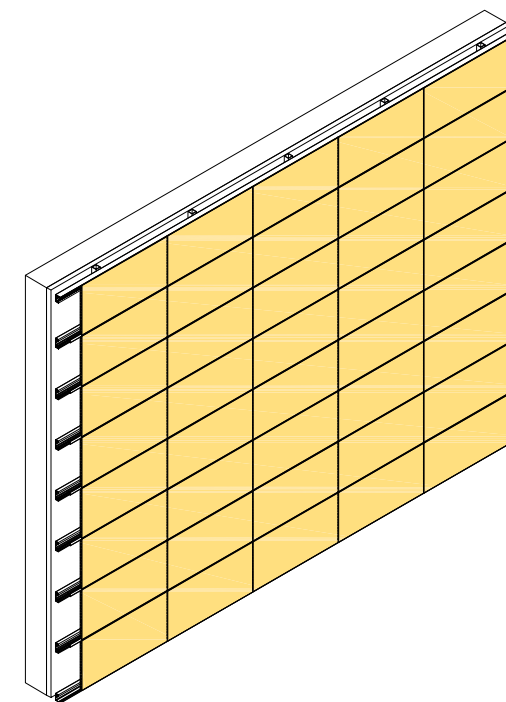
4. SCREW HORIZONTAL PROFILES TO VERTICAL PROFILES



5. SLIDE CLIPS ON HORIZONTAL PROFILES

6. APPLY GLUE LINE ON HORIZONTAL PROFILES

7. SLIDE PANELS ON CLIPS



8. FINISHED SUPER PLUS SYSTEM MODULE

**frontek**

· technologic ceramics ·

Shanghai: +86 021 5273 0108  
Guangzhou: +86 020 8944 7597  
info@frontekbuild.com

PROJECT -

CLIENT -

ARCHITECT -

CONSULTANT -

KEY PLAN/ELEVATION  
STANDARD MODULE

DESIGN -

DRAWING BEATRIZ QUINTANA

REVIEW -



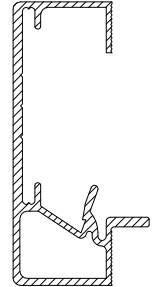
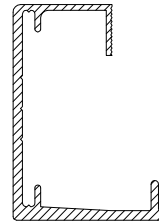

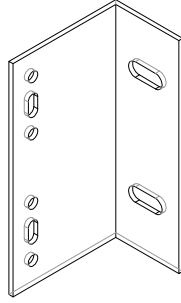
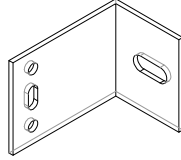
SCALE 1/250 SIZE A3

UNITS MM

SHEET 01-02

DATE 2015-05-05



DRAWING	REF	DESCRIPTION & PROPERTIES
	PC 001	TUBE SHAPED PROFILE FOR VERTICAL STRUCTURE
	PC 021	VERTICAL SUPPORT TUBE FOR TUBE SHAPED PROFILES UNION
	GG 7385	GRECOGRES STANDARD HORIZONTAL PROFILE
	GG 7387	GRECO GRES TOP/BOTTOM HORIZONTAL PROFILE
	EC 7386	GRECO GRES CLIP FOR HORIZONTAL PROFILE
	ECI 108	SUPPORTING BRACKET L= 150mm, THICKNESS= 3mm. 2 SLOTTED HOLES FOR WALL FIXING + 2 SLOTTED HOLES AND 2 DRILL HOLES FOR WALL FIXING.
	ECI 102	RETAINING BRACKET L= 60mm, THICKNESS =3mm. 1 SLOTTED HOLE FOR WALL FIXING + 1 SLOTTED HOLE AND DRILL HOLE FOR PROFILE FIXING

# Super Plus System

ELEMENTS AND ACCESORIES

**frontek**  
· technologic ceramics ·

Shanghai: +86 021 5273 0108  
Guangzhou: +86 020 8944 7597  
info@frontekbuild.com

PROJECT -

CLIENT -

ARCHITECT -

CONSULTANT -

KEY PLAN/ELEVATION  
ELEMENTS AND ACCESORIES

DESIGN -

DRAWING BEATRIZ QUINTANA




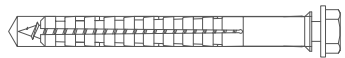
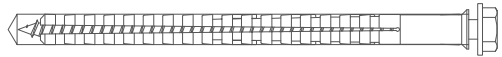
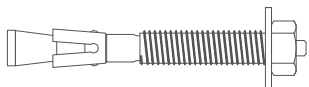




REVIEW -

SCALE 1/20 SIZE A3

UNITS MM

SHEET 02-02

DATE 2015-05-05

DRAWING	REF	DESCRIPTION & PROPERTIES
	ECI 010	BIT END SELF DRILLING SCREW DIN 7504 STAINLESS STEEL, HEXAGON HEAD 5,5x1 9.
	ECI 012	DIN 7504 SCREW WITH A2 FLAT HEAD 4,2x12,7
	ECI 026	ENSEMBLE STAINLESS SCREW DIN 933 M8x80 HEX. HEAD+ 2 LARGE WASHERS +1 NUT.
	GMP 018	ENSEMBLE LAG SCREW DIN 571 M8X80 HEXAGONAL HEAD WITH LARGE WASHER AND NYLON RAWPLUG ASSEMBLED
	GMP 028	ENSEMBLE LAG SCREW DIN 571 M8X120 HEXAGONAL HEAD WITH LARGE WASHER AND NYLON RAWPLUG ASSEMBLED
	GMP 021	EXPANSION ANCHOR 8x75 LARGE WASHER
	GMP 051	EXPANSION ANCHOR 8x110 LARGE WASHER
	ECG 115	SELF DRILLING SCREW FOR IRON THICKNESS UP TO 8 MM
	ECG 025-8	THREADED STUD FOR ZIN CHEMICAL 8X100
	ECG 025-12	THREADED STUD FOR ZIN CHEMICAL 12X160

# Super Plus System

ELEMENTS AND ACCESORIES

**frontek**

· technologic ceramics ·

Shanghai: +86 021 5273 0108  
Guangzhou: +86 020 8944 7597  
info@frontekbuild.com

PROJECT -

CLIENT -

ARCHITECT -

CONSULTANT -

KEY PLAN/ELEVATION  
ELEMENTS AND ACCESORIES

DESIGN -

DRAWING BEATRIZ QUINTANA


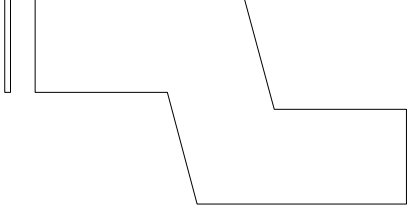
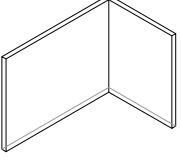
REVIEW -

SCALE 1/20 SIZE A3

UNITS MM

SHEET 02-03

DATE 2015-05-05

DRAWING	REF	DESCRIPTION & PROPERTIES
	PC 022	GUSSET PLATE FOR HORIZONTAL PROFILE
	PC 023	GUSSET PLATE FOR UNION BETWEEN STANDARD HORIZONTAL PROFILE AND FOOTING IN GUTTERS
	SP 030	GUSSET PLATE FOR 90° TURNS IN HORIZONTAL PROFILES

# Super Plus System

PROFILES WITH FRONTEK PIECES

**frontek**

· technologic ceramics ·

Shanghai: +86 021 5273 0108  
Guangzhou: +86 020 8944 7597  
info@frontekbuild.com

PROJECT -

CLIENT -

ARCHITECT -

CONSULTANT -

KEY PLAN/ELEVATION  
CLAMPS WITH FRONTEK PIECES

DESIGN -

DRAWING BEATRIZ QUINTANA

REVIEW -

SCALE 1/10 SIZE A3

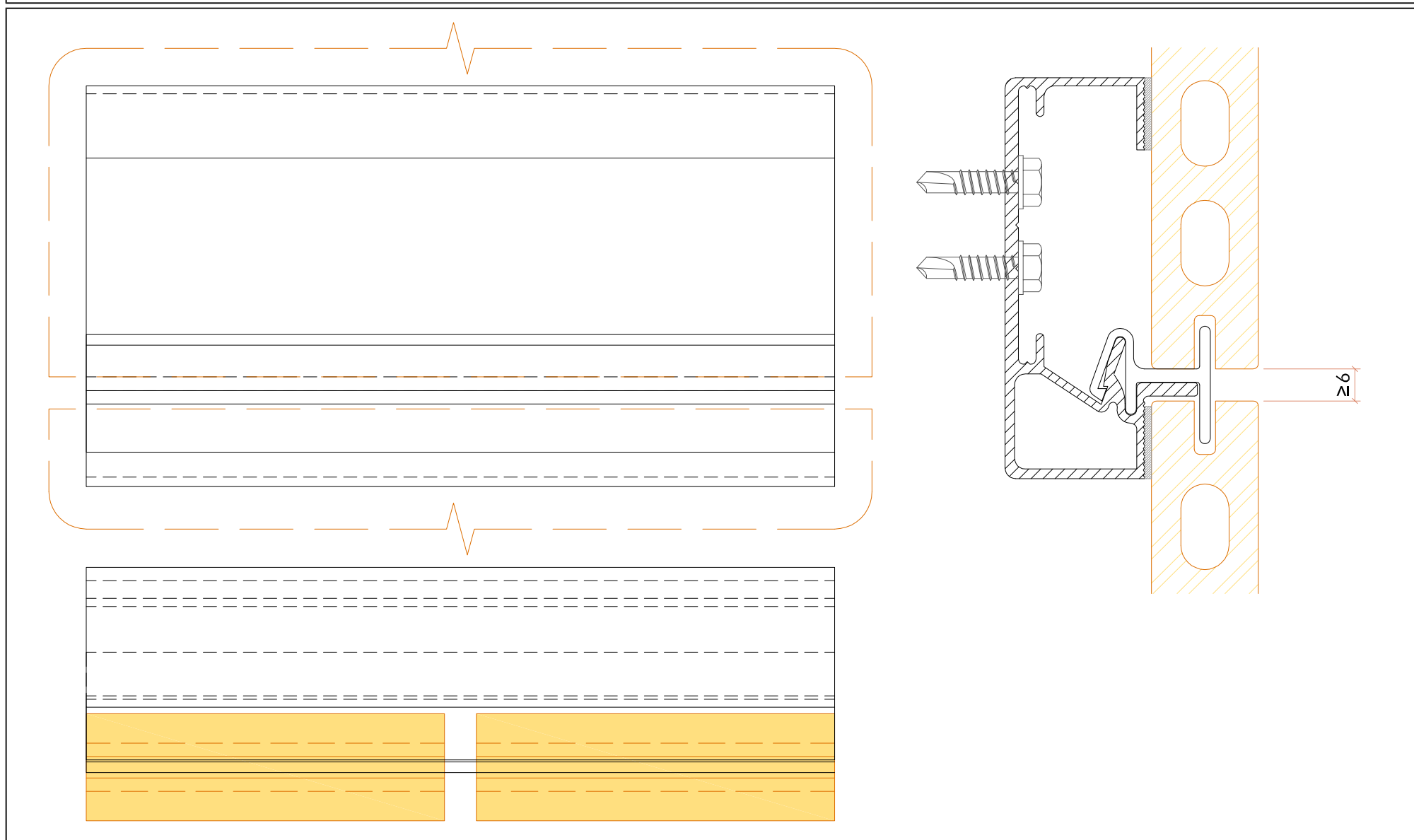
UNITS MM

SHEET 03-01

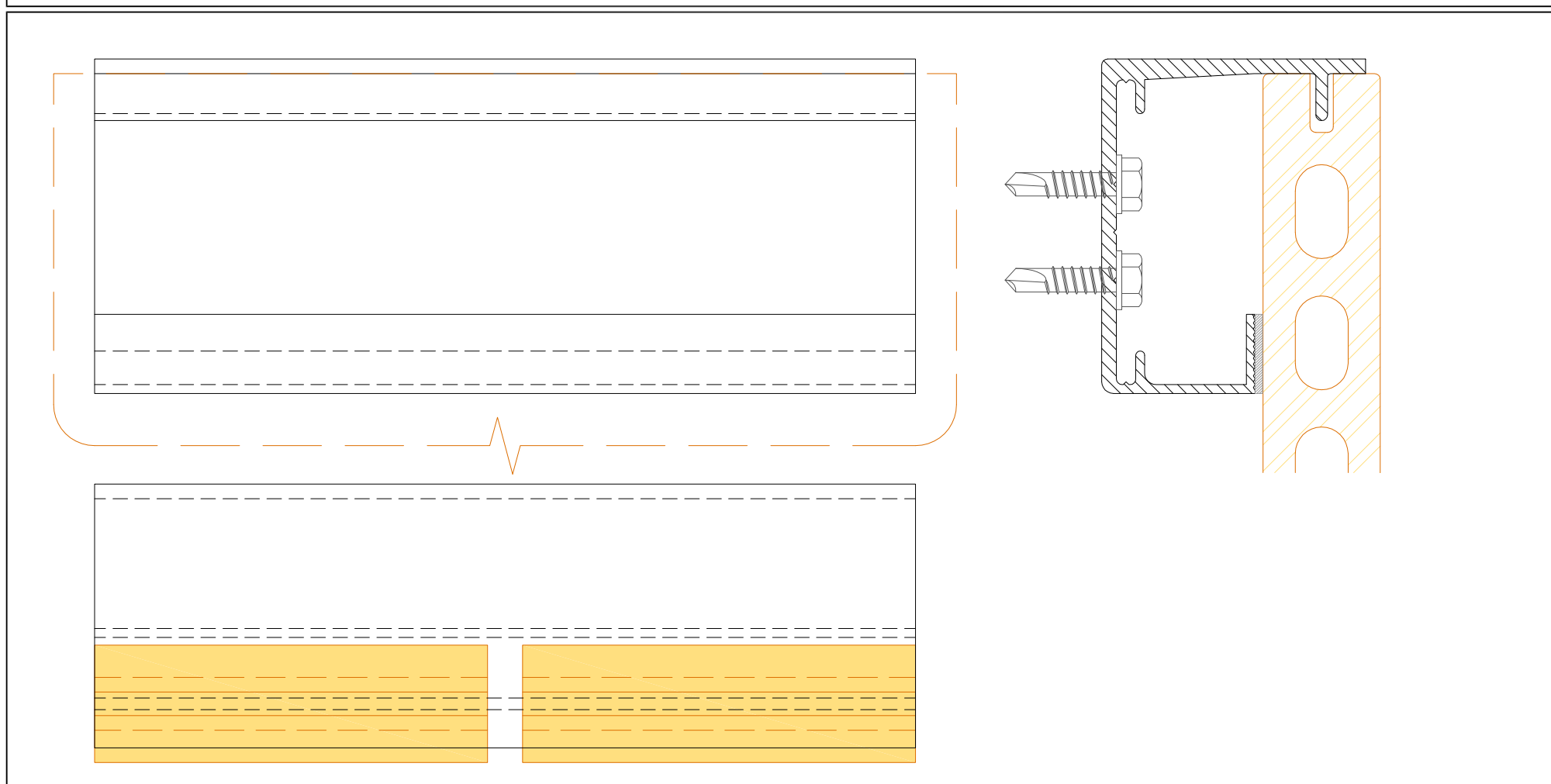
DATE 2015-05-05

## PROFILES WITH PIECES

GRECO GRES STANDARD HORIZONTAL PROFILE



GRECO GRES TOP/BOTTOM HORIZONTAL PROFILE



PROJECT	-
CLIENT	-
ARCHITECT	-
CONSULTANT	-
KEY PLAN/ELEVATION SECTION PROPERTIES	
DESIGN	-
DRAWING	BEATRIZ QUINTANA
REVIEW	-
SCALE	1/20
SIZE	A3
UNITS	MM
SHEET	04-01
DATE	2015-05-05

DRAWING	REF	DESCRIPTION & PROPERTIES																										
	PC001	<p>DESCRIPTION Aluminum horizontal squared profile</p> <table border="1"> <tr> <td>AREA (cm<sup>2</sup>)</td> <td></td> <td>3.040</td> </tr> <tr> <td rowspan="2">DELIMITATION SQUARE (cm)</td> <td>X:</td> <td>-2.000, 2.000</td> </tr> <tr> <td>Y:</td> <td>-2.000, 2.000</td> </tr> <tr> <td rowspan="2">CENTRE OF GRAVITY (cm)</td> <td>X:</td> <td>0.00</td> </tr> <tr> <td>Y:</td> <td>0.00</td> </tr> <tr> <td rowspan="2">MOMENT OF INERTIA (cm<sup>4</sup>)</td> <td>X:</td> <td>7.337</td> </tr> <tr> <td>Y:</td> <td>7.337</td> </tr> <tr> <td>PRODUCT OF INERTIA (cm<sup>4</sup>)</td> <td>XY:</td> <td>0.000</td> </tr> <tr> <td rowspan="2">TURNING RADIUS (cm)</td> <td>X:</td> <td>1.553</td> </tr> <tr> <td>Y:</td> <td>1.553</td> </tr> </table>	AREA (cm <sup>2</sup> )		3.040	DELIMITATION SQUARE (cm)	X:	-2.000, 2.000	Y:	-2.000, 2.000	CENTRE OF GRAVITY (cm)	X:	0.00	Y:	0.00	MOMENT OF INERTIA (cm <sup>4</sup> )	X:	7.337	Y:	7.337	PRODUCT OF INERTIA (cm <sup>4</sup> )	XY:	0.000	TURNING RADIUS (cm)	X:	1.553	Y:	1.553
AREA (cm <sup>2</sup> )		3.040																										
DELIMITATION SQUARE (cm)	X:	-2.000, 2.000																										
	Y:	-2.000, 2.000																										
CENTRE OF GRAVITY (cm)	X:	0.00																										
	Y:	0.00																										
MOMENT OF INERTIA (cm <sup>4</sup> )	X:	7.337																										
	Y:	7.337																										
PRODUCT OF INERTIA (cm <sup>4</sup> )	XY:	0.000																										
TURNING RADIUS (cm)	X:	1.553																										
	Y:	1.553																										
	PC002	<p>DESCRIPTION Aluminum horizontal T profile</p> <table border="1"> <tr> <td>AREA (cm<sup>2</sup>)</td> <td></td> <td>3.121</td> </tr> <tr> <td rowspan="2">DELIMITATION SQUARE (cm)</td> <td>X:</td> <td>-5.000, 5.000</td> </tr> <tr> <td>Y:</td> <td>-4.795, 1.235</td> </tr> <tr> <td rowspan="2">CENTRE OF GRAVITY (cm)</td> <td>X:</td> <td>0.00</td> </tr> <tr> <td>Y:</td> <td>0.00</td> </tr> <tr> <td rowspan="2">MOMENT OF INERTIA (cm<sup>4</sup>)</td> <td>X:</td> <td>9.889</td> </tr> <tr> <td>Y:</td> <td>16.008</td> </tr> <tr> <td>PRODUCT OF INERTIA (cm<sup>4</sup>)</td> <td>XY:</td> <td>0.00</td> </tr> <tr> <td rowspan="2">TURNING RADIUS (cm)</td> <td>X:</td> <td>1.780</td> </tr> <tr> <td>Y:</td> <td>2.265</td> </tr> </table>	AREA (cm <sup>2</sup> )		3.121	DELIMITATION SQUARE (cm)	X:	-5.000, 5.000	Y:	-4.795, 1.235	CENTRE OF GRAVITY (cm)	X:	0.00	Y:	0.00	MOMENT OF INERTIA (cm <sup>4</sup> )	X:	9.889	Y:	16.008	PRODUCT OF INERTIA (cm <sup>4</sup> )	XY:	0.00	TURNING RADIUS (cm)	X:	1.780	Y:	2.265
AREA (cm <sup>2</sup> )		3.121																										
DELIMITATION SQUARE (cm)	X:	-5.000, 5.000																										
	Y:	-4.795, 1.235																										
CENTRE OF GRAVITY (cm)	X:	0.00																										
	Y:	0.00																										
MOMENT OF INERTIA (cm <sup>4</sup> )	X:	9.889																										
	Y:	16.008																										
PRODUCT OF INERTIA (cm <sup>4</sup> )	XY:	0.00																										
TURNING RADIUS (cm)	X:	1.780																										
	Y:	2.265																										
	PC7453	<p>DESCRIPTION Aluminum horizontal Omega profile</p> <table border="1"> <tr> <td>AREA (cm<sup>2</sup>)</td> <td></td> <td>3.221</td> </tr> <tr> <td rowspan="2">DELIMITATION SQUARE (cm)</td> <td>X:</td> <td>-5.000, 5.000</td> </tr> <tr> <td>Y:</td> <td>-1.596, 0.904</td> </tr> <tr> <td rowspan="2">CENTRE OF GRAVITY (cm)</td> <td>X:</td> <td>0.00</td> </tr> <tr> <td>Y:</td> <td>0.00</td> </tr> <tr> <td rowspan="2">MOMENT OF INERTIA (cm<sup>4</sup>)</td> <td>X:</td> <td>2.662</td> </tr> <tr> <td>Y:</td> <td>19.055</td> </tr> <tr> <td>PRODUCT OF INERTIA (cm<sup>4</sup>)</td> <td>XY:</td> <td>0.00</td> </tr> <tr> <td rowspan="2">TURNING RADIUS (cm)</td> <td>X:</td> <td>0.909</td> </tr> <tr> <td>Y:</td> <td>2.432</td> </tr> </table>	AREA (cm <sup>2</sup> )		3.221	DELIMITATION SQUARE (cm)	X:	-5.000, 5.000	Y:	-1.596, 0.904	CENTRE OF GRAVITY (cm)	X:	0.00	Y:	0.00	MOMENT OF INERTIA (cm <sup>4</sup> )	X:	2.662	Y:	19.055	PRODUCT OF INERTIA (cm <sup>4</sup> )	XY:	0.00	TURNING RADIUS (cm)	X:	0.909	Y:	2.432
AREA (cm <sup>2</sup> )		3.221																										
DELIMITATION SQUARE (cm)	X:	-5.000, 5.000																										
	Y:	-1.596, 0.904																										
CENTRE OF GRAVITY (cm)	X:	0.00																										
	Y:	0.00																										
MOMENT OF INERTIA (cm <sup>4</sup> )	X:	2.662																										
	Y:	19.055																										
PRODUCT OF INERTIA (cm <sup>4</sup> )	XY:	0.00																										
TURNING RADIUS (cm)	X:	0.909																										
	Y:	2.432																										

**frontek**

· technologic ceramics ·

Shanghai: +86 021 5273 0108  
Guangzhou: +86 020 8944 7597  
info@frontekbuild.com

PROJECT -

CLIENT -

ARCHITECT -

CONSULTANT -

KEY PLAN/ELEVATION  
ELEMENTS DETAILS

DESIGN -

DRAWING BEATRIZ QUINTANA

REVIEW -

SCALE 1/10 SIZE A3

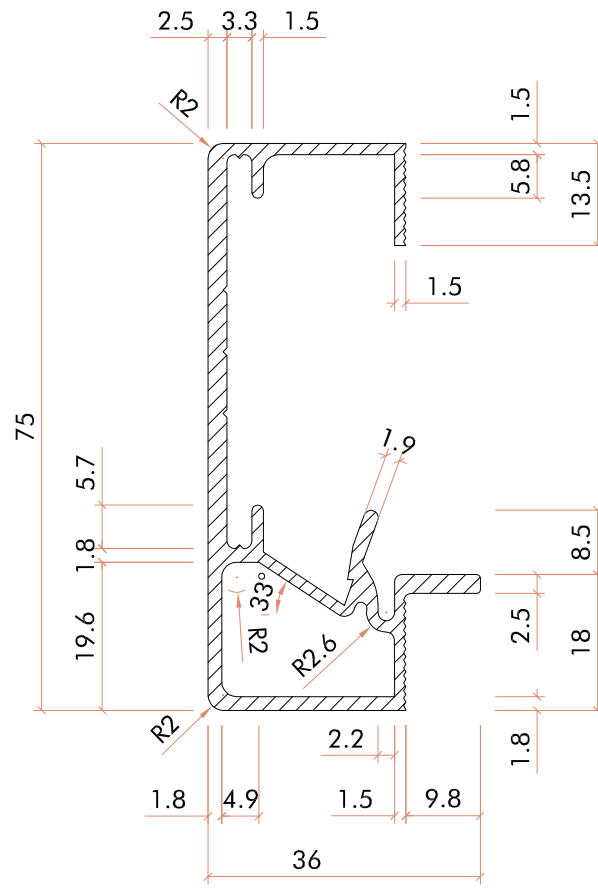
UNITS MM

SHEET 05-01

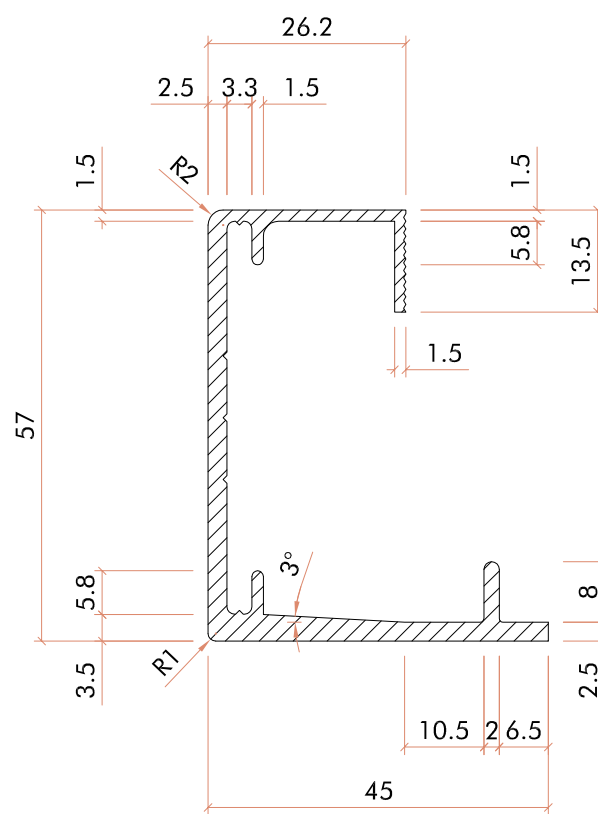
DATE 2015-05-05

### ALUMINUM PROFILES DETAIL

#### GRECO GRES STANDARD HORIZONTAL PROFILE



#### GRECO GRES TOP/BOTTOM HORIZONTAL PROFILE



PROJECT -

CLIENT -

ARCHITECT -

CONSULTANT -

KEY PLAN/ELEVATION  
ELEMENTS DETAILS

DESIGN -

DRAWING BEATRIZ QUINTANA

REVIEW -

SCALE 1/10 SIZE A3

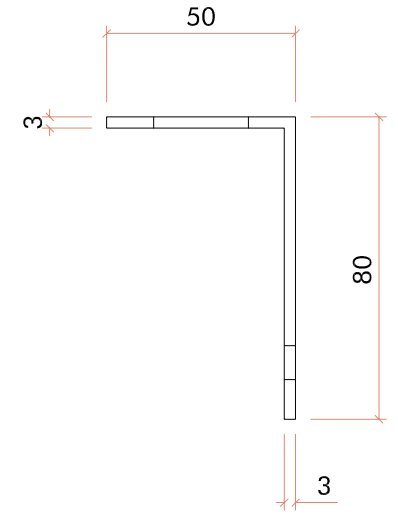
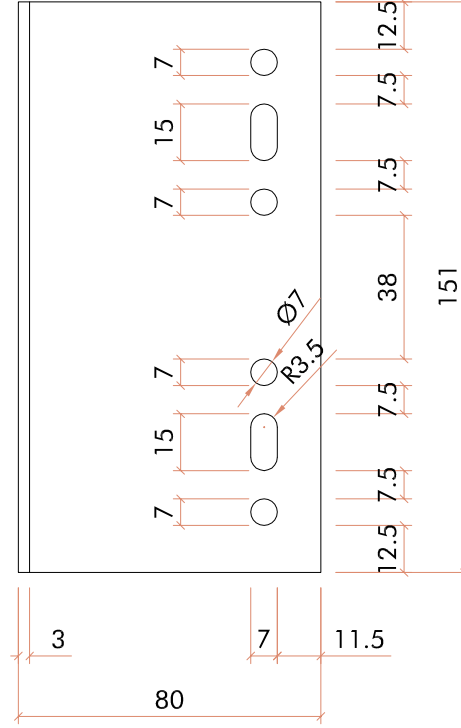
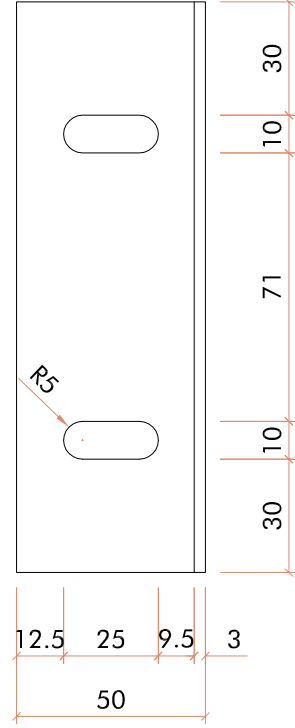
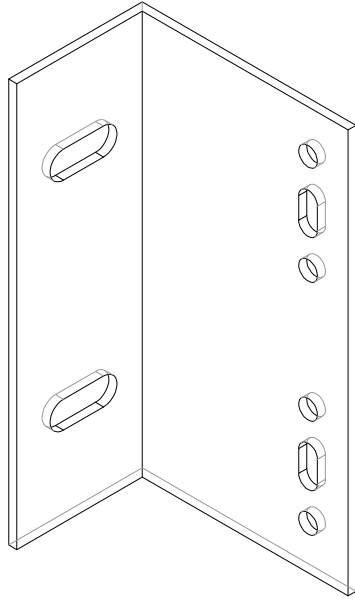
UNITS MM

SHEET 05-02

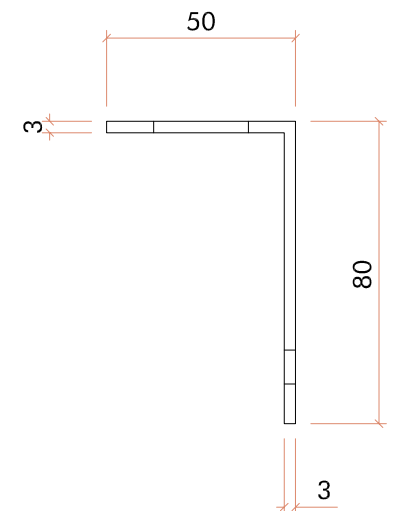
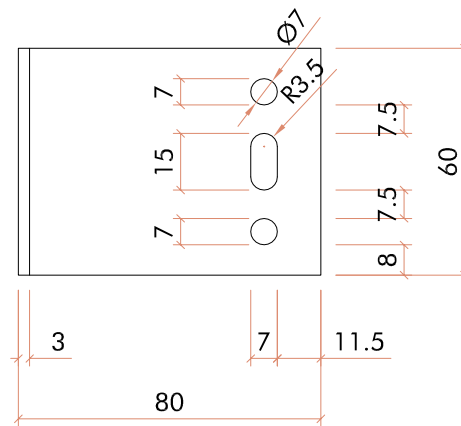
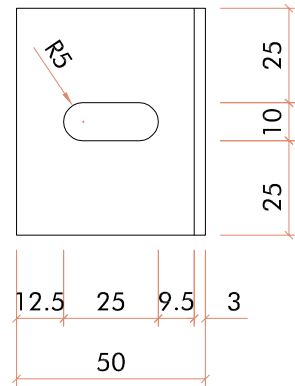
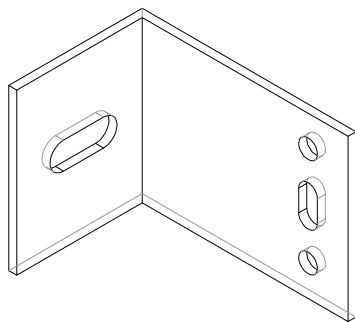
DATE 2015-05-05

### BRACKETS DETAIL

SUPPORTING BRACKET L = 151MM THICKNESS = 3MM

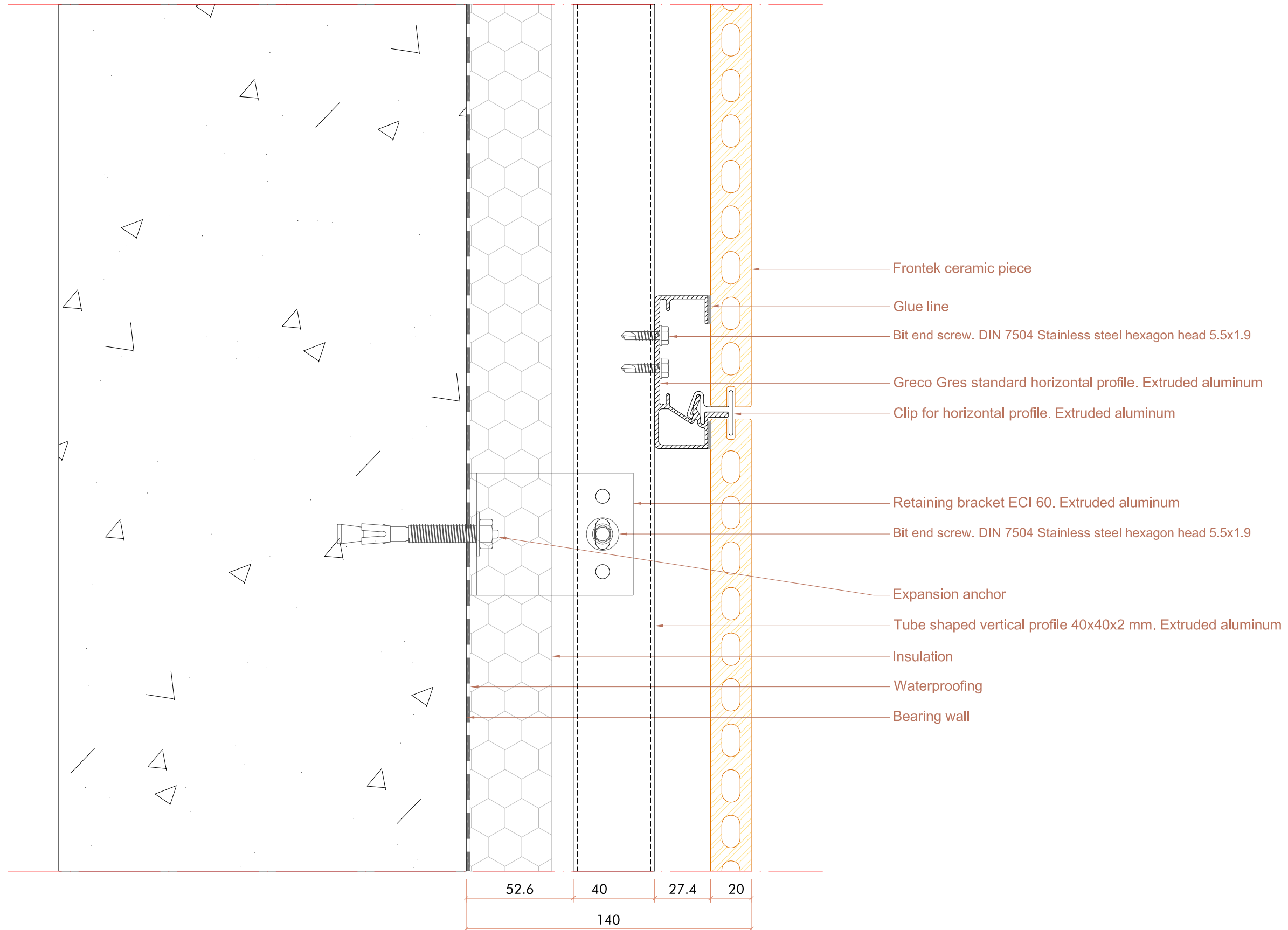


RETAINING BRACKET L = 60MM THICKNESS = 3MM



# Super Plus System

VERTICAL SECTION.



## frontek

· technologic ceramics ·

Shanghai: +86 021 5273 0108  
 Guangzhou: +86 020 8944 7597  
 info@frontekbuild.com

PROJECT -

CLIENT -

ARCHITECT -

CONSULTANT -

KEY PLAN/ELEVATION  
 VERTICAL SECTION

DESIGN -

DRAWING BEATRIZ QUINTANA

REVIEW -

SCALE 1/20 SIZE A3

UNITS MM

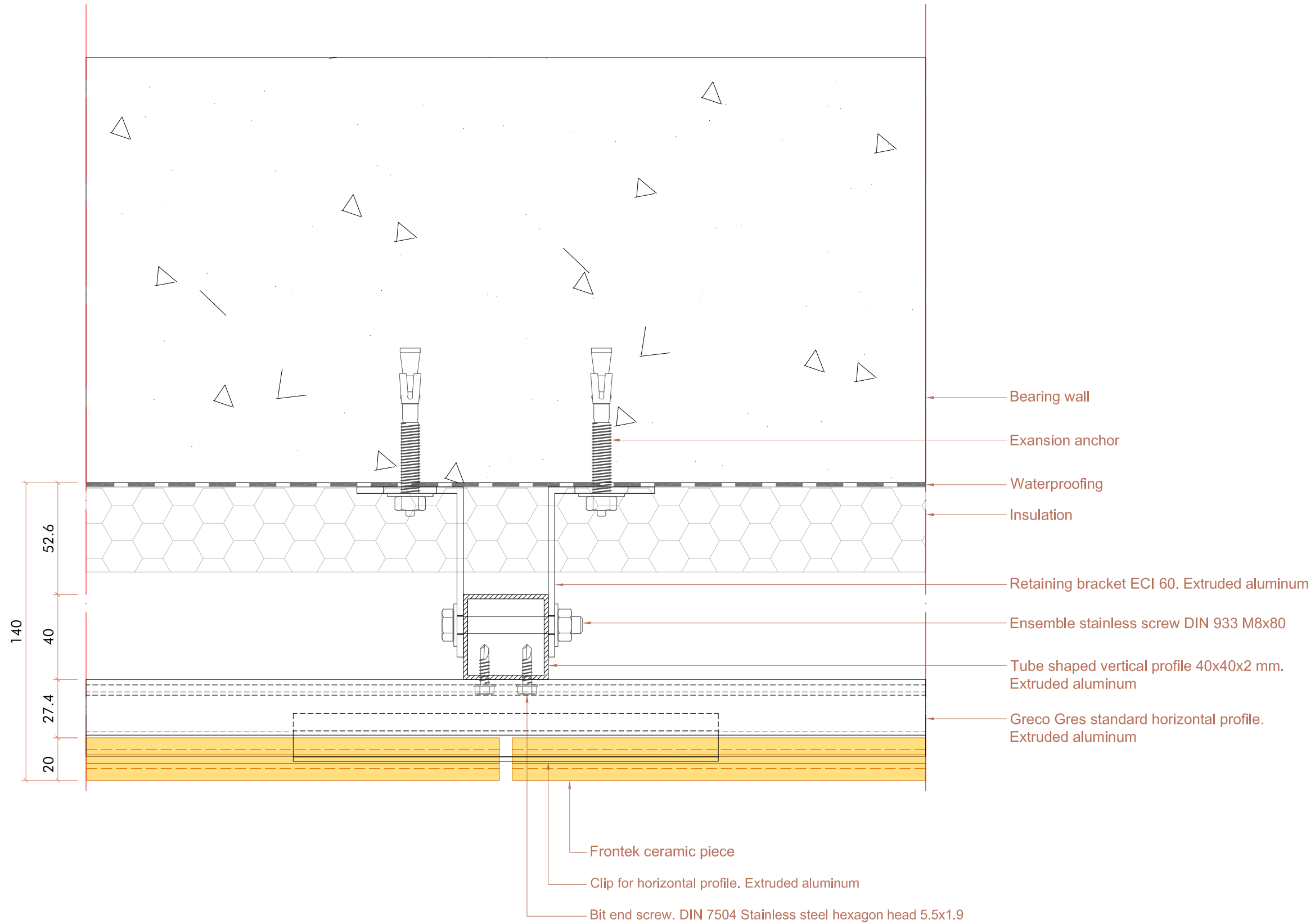
SHEET 06-01-01

DATE 2015-05-05



# Super Plus System

HORIZONTAL SECTION.



## frontek

· technologic ceramics ·

Shanghai: +86 021 5273 0108  
Guangzhou: +86 020 8944 7597  
info@frontekbuild.com

PROJECT -

CLIENT -

ARCHITECT -

CONSULTANT -

KEY PLAN/ELEVATION  
HORIZONTAL SECTION

DESIGN -

DRAWING BEATRIZ QUINTANA

REVIEW -

SCALE 1/20 SIZE A3

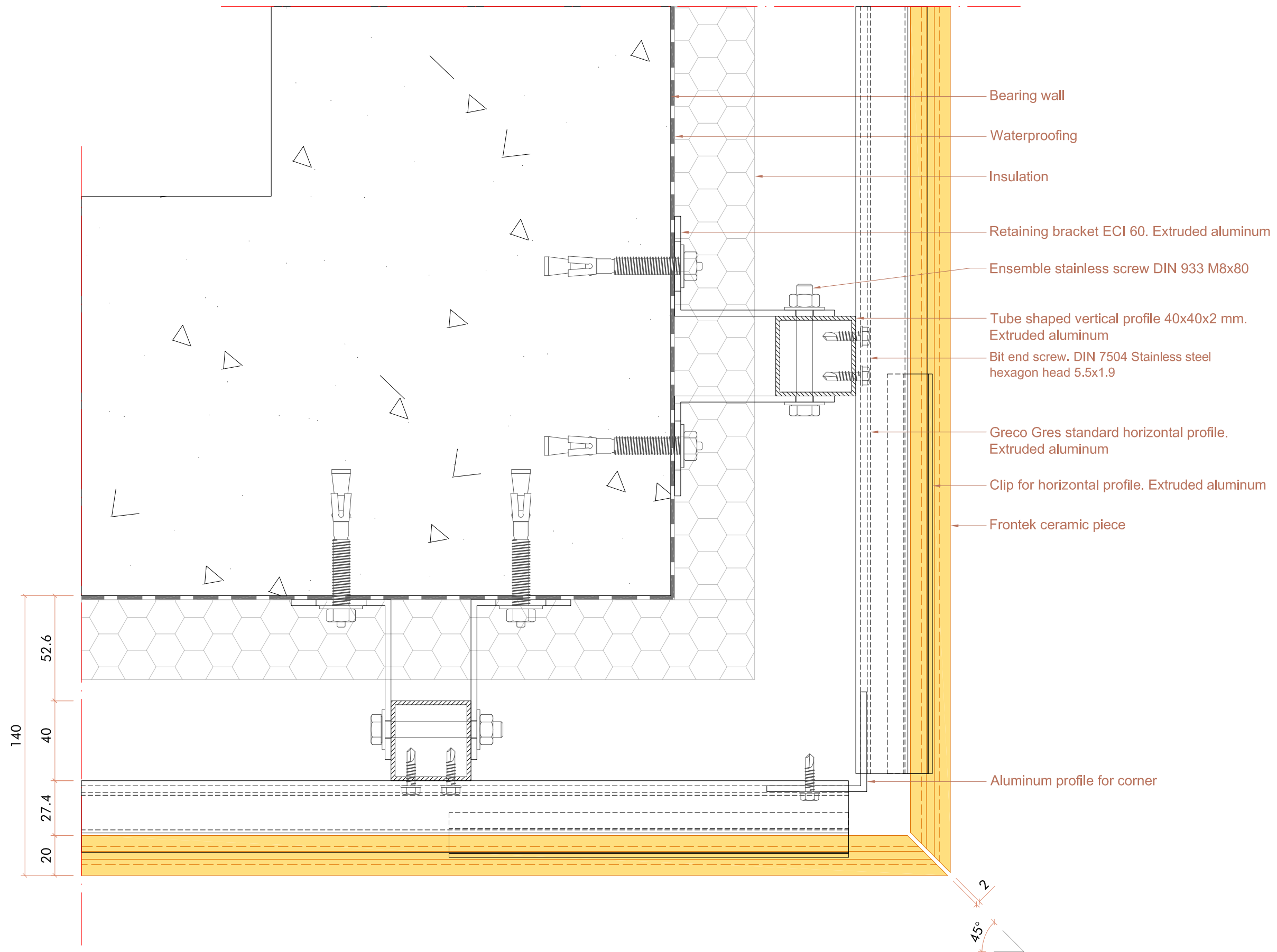
UNITS MM

SHEET 06-02-01

DATE 2015-05-05

# Super Plus System

HORIZONTAL SECTION. OUTSIDE CORNER.  
FRONTEK MITER CUT



**frontek**  
· technologic ceramics ·

Shanghai: +86 021 5273 0108  
Guangzhou: +86 020 8944 7597  
info@frontekbuild.com

PROJECT -

CLIENT -

ARCHITECT -

CONSULTANT -

KEY PLAN/ELEVATION  
HORIZONTAL SECTION.  
OUTSIDE CORNER

DESIGN -

DRAWING BEATRIZ QUINTANA

REVIEW -

SCALE 1/20 SIZE A3

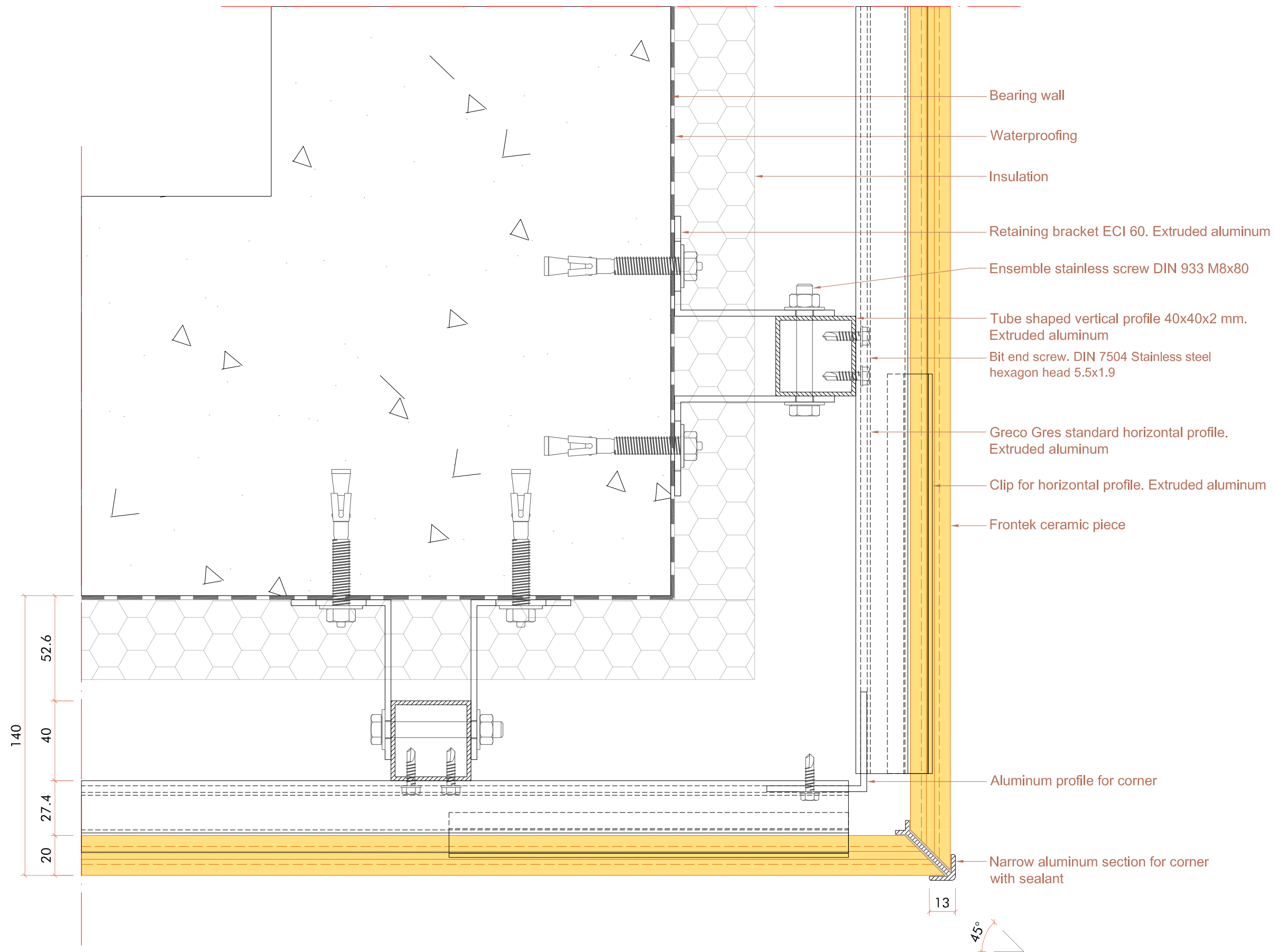
UNITS MM

SHEET 06-03-01

DATE 2015-05-05

# Super Plus System

HORIZONTAL SECTION. OUTSIDE CORNER.  
NARROW ALUMINUM CORNER PIECE



**frontek**  
· technologic ceramics ·

Shanghai: +86 021 5273 0108  
Guangzhou: +86 020 8944 7597  
info@frontekbuild.com

PROJECT -

CLIENT -

ARCHITECT -

CONSULTANT -

KEY PLAN/ELEVATION  
HORIZONTAL SECTION.  
OUTSIDE CORNER

DESIGN -

DRAWING BEATRIZ QUINTANA

REVIEW -

SCALE 1/20 SIZE A3

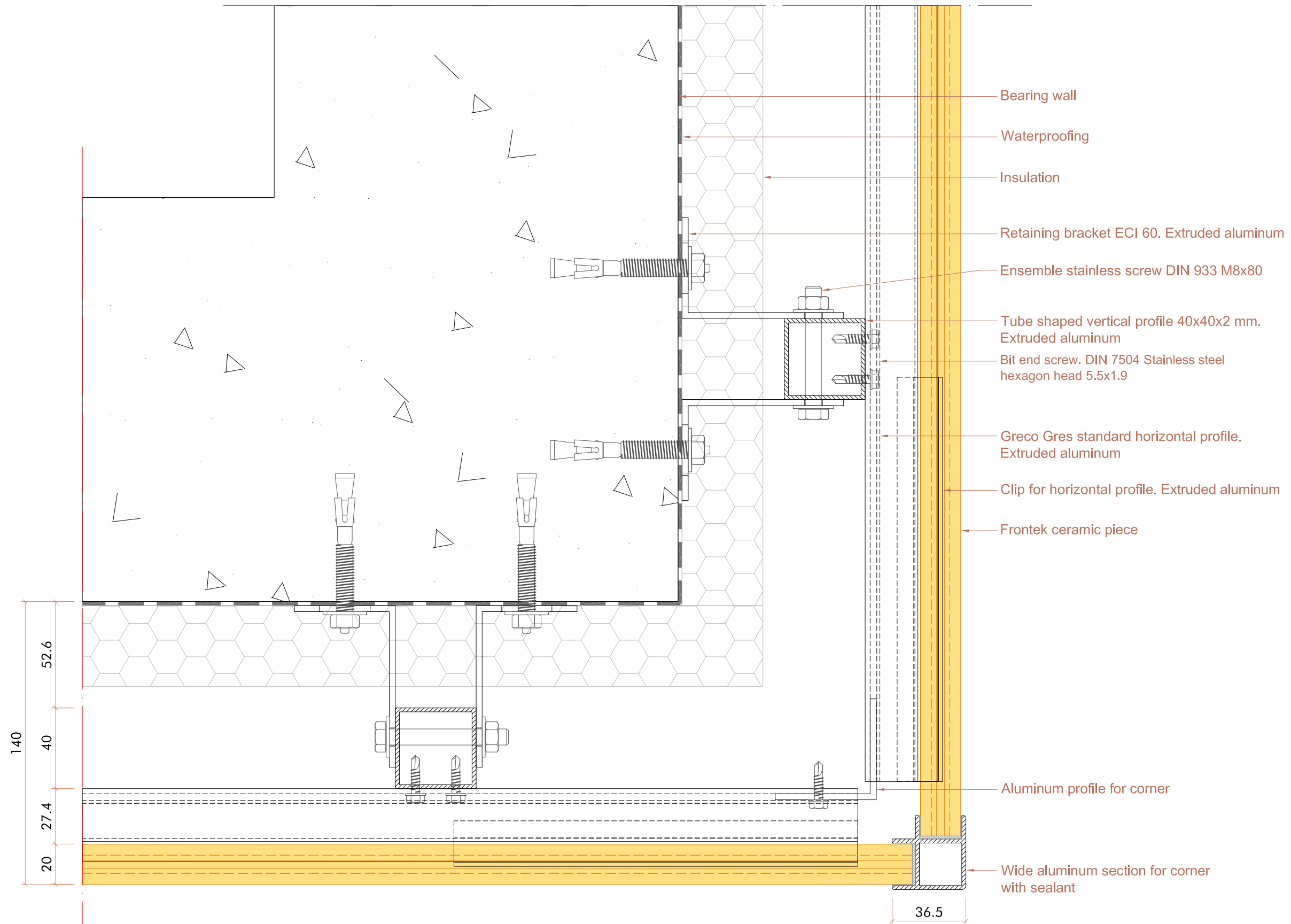
UNITS MM

SHEET 06-03-02

DATE 2015-05-05

# Super Plus System

HORIZONTAL SECTION. OUTSIDE CORNER.  
WIDE ALUMINUM CORNER PIECE



**frontek**  
· technologic ceramics ·

Shanghai: +86 021 5273 0108  
Guangzhou: +86 020 8944 7597  
info@frontekbuild.com

PROJECT -

CLIENT -

ARCHITECT -

CONSULTANT -

KEY PLAN/ELEVATION  
HORIZONTAL SECTION.  
OUTSIDE CORNER

DESIGN -

DRAWING BEATRIZ QUINTANA

REVIEW -

SCALE 1/20 SIZE A3

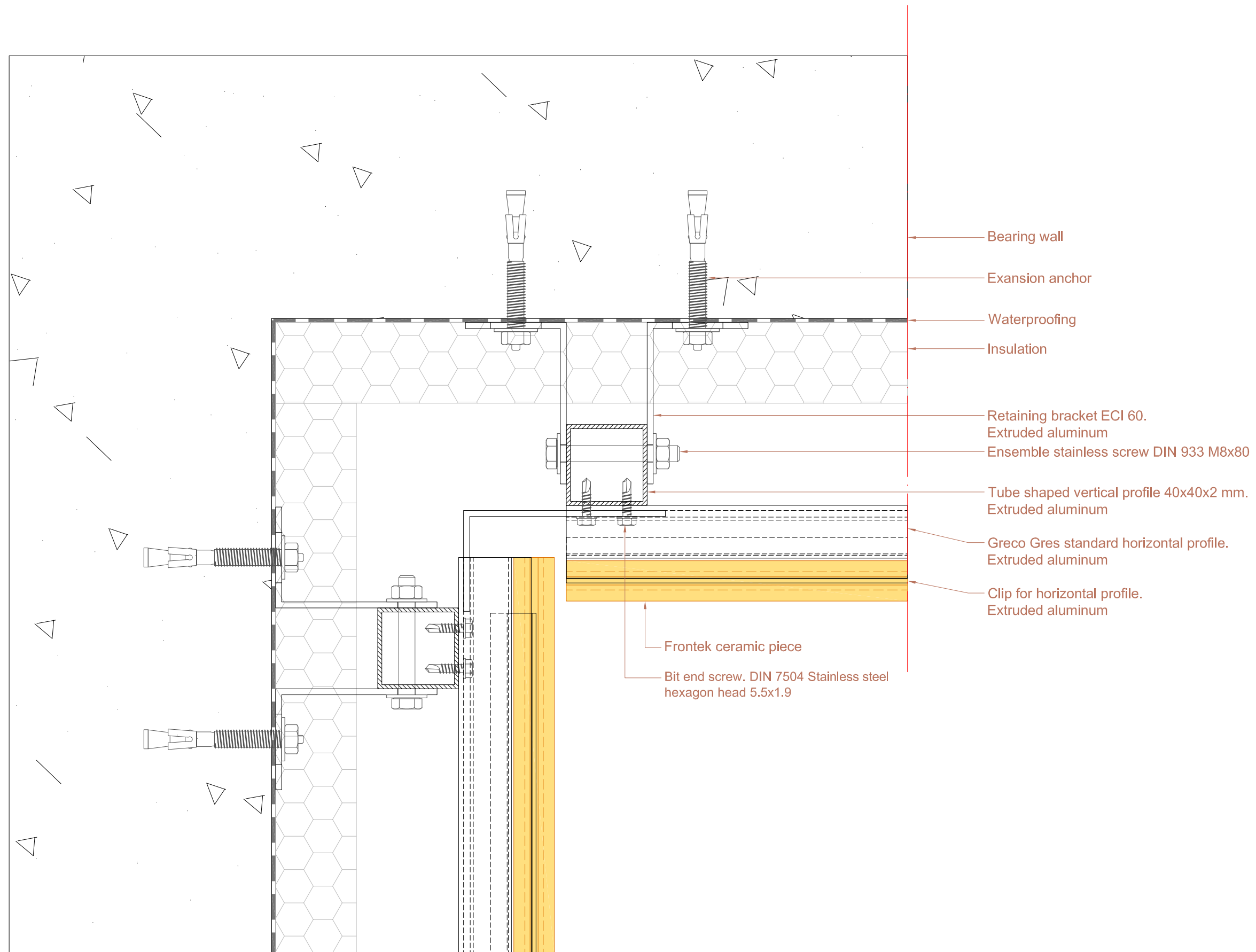
UNITS MM

SHEET 06-03-03

DATE 2015-05-05

# Super Plus System

HORIZONTAL SECTION. INTERIOR CORNER.



## frontek

· technologic ceramics ·

Shanghai: +86 021 5273 0108  
Guangzhou: +86 020 8944 7597  
info@frontekbuild.com

PROJECT -

CLIENT -

ARCHITECT -

CONSULTANT -

KEY PLAN/ELEVATION  
HORIZONTAL SECTION.  
INTERIOR CORNER

DESIGN -

DRAWING BEATRIZ QUINTANA

REVIEW -

SCALE 1/20 SIZE A3

UNITS MM

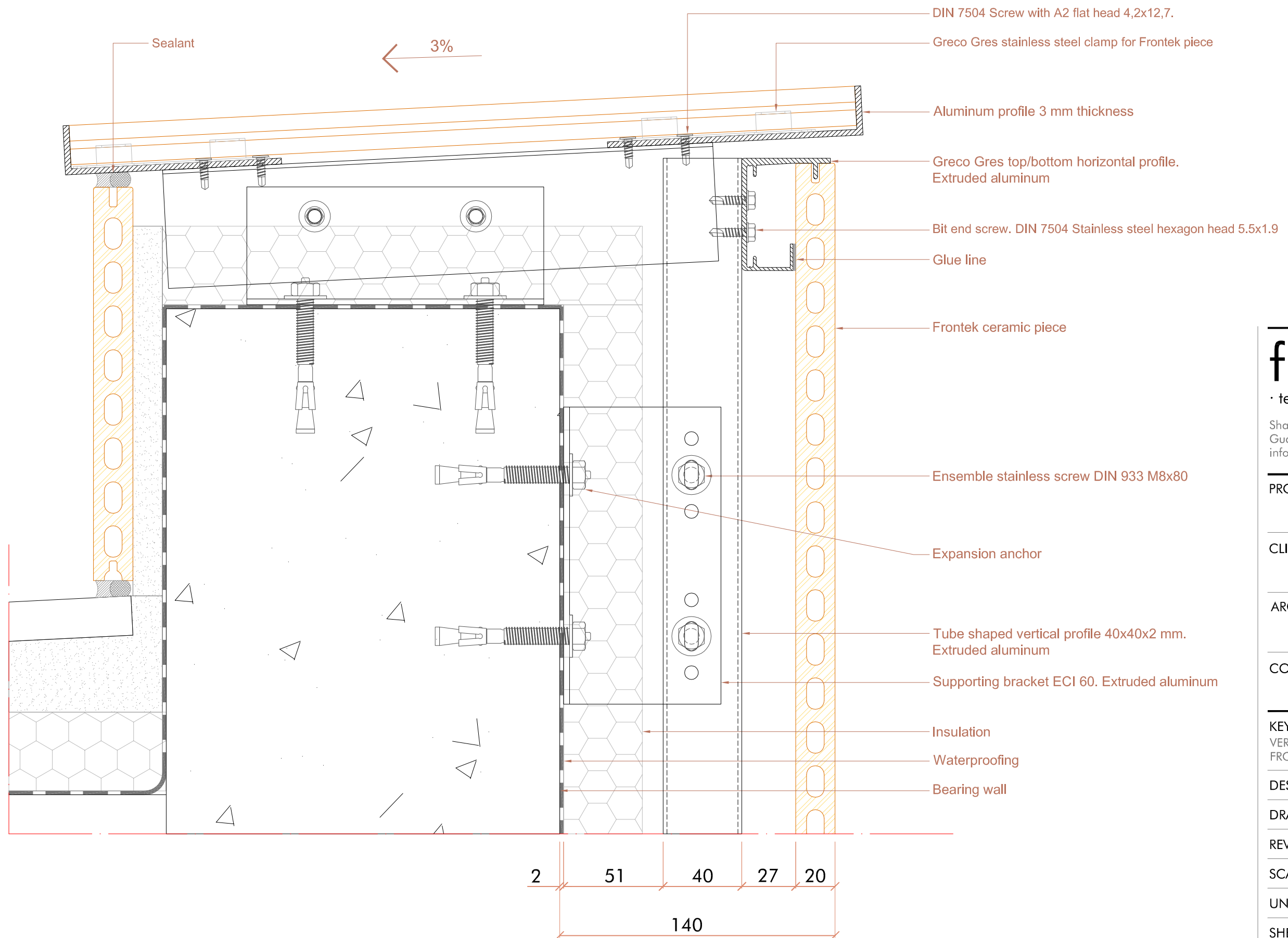
SHEET 06-03-04

DATE 2015-05-05

# Super Plus System

VERTICAL SECTION. TOP CLADDING.

FRONTEK PANEL CLADDING



## frontek

· technologic ceramics ·

Shanghai: +86 021 5273 0108  
 Guangzhou: +86 020 8944 7597  
 info@frontekbuild.com

PROJECT -

CLIENT -

ARCHITECT -

CONSULTANT -

KEY PLAN/ELEVATION  
 VERTICAL SECTION. TOP  
 FRONTEK CLADDING

DESIGN -

DRAWING BEATRIZ QUINTANA

REVIEW -

SCALE 1/20 SIZE A3

UNITS MM

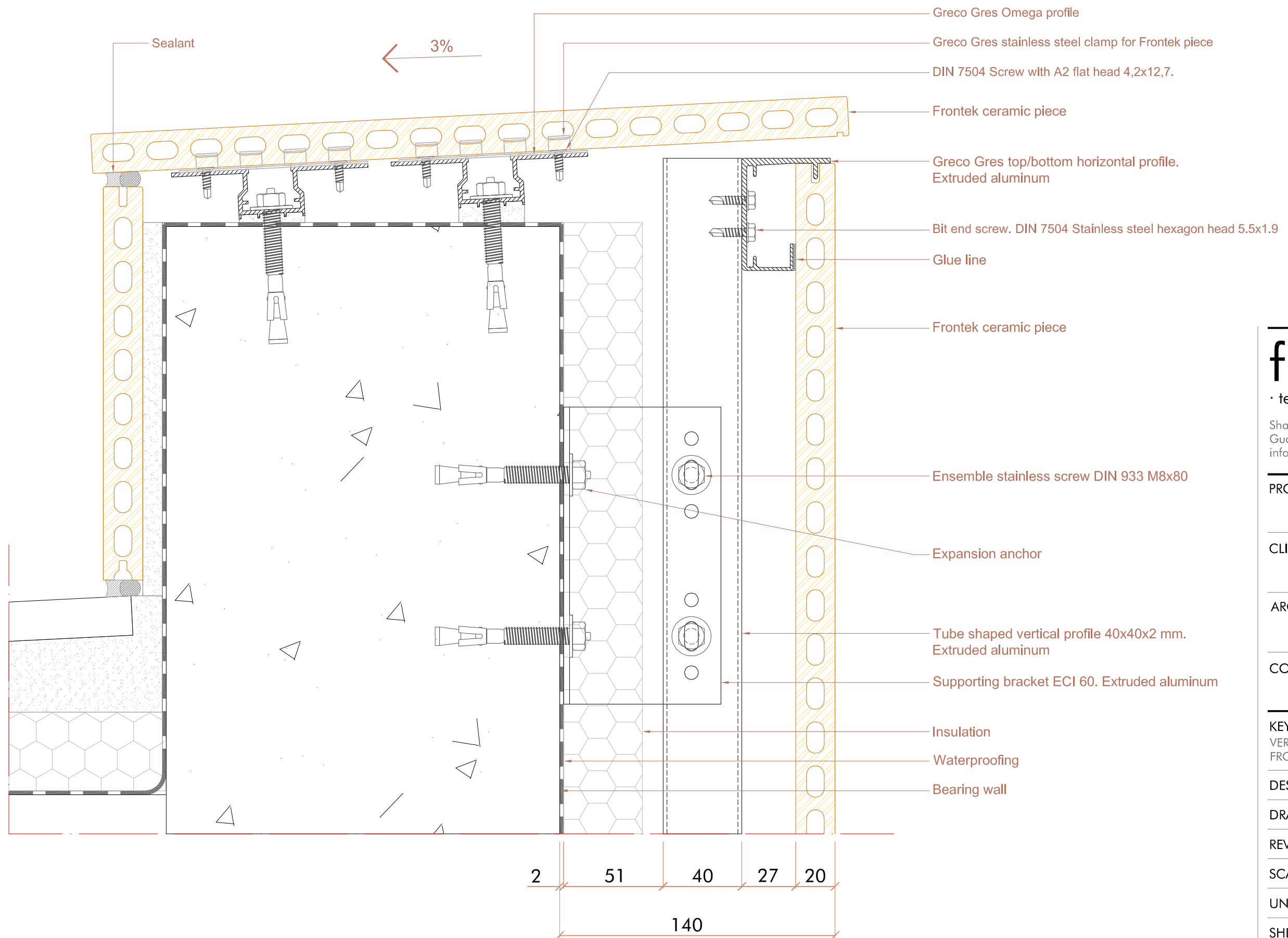
SHEET 06-04-01

DATE 2015-05-05

# Super Plus System

VERTICAL SECTION. TOP CLADDING.

FRONTEK PANEL CLADDING



**frontek**  
· technologic ceramics ·

Shanghai: +86 021 5273 0108  
Guangzhou: +86 020 8944 7597  
info@frontekbuild.com

PROJECT -

CLIENT -

ARCHITECT -

CONSULTANT -

KEY PLAN/ELEVATION  
VERTICAL SECTION. TOP  
FRONTEK CLADDING

DESIGN -

DRAWING BEATRIZ QUINTANA

REVIEW -

SCALE 1/20 SIZE A3

UNITS MM

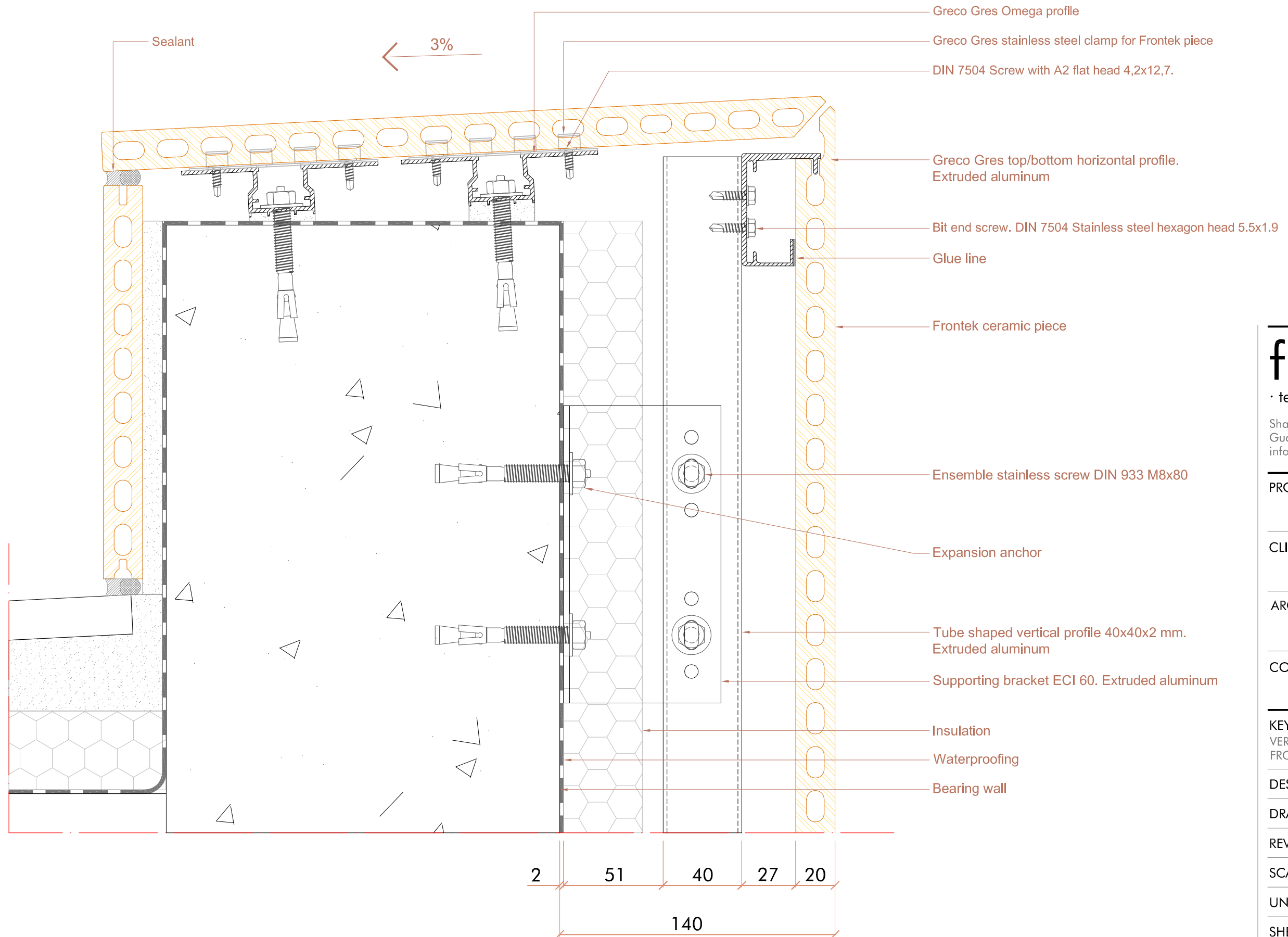
SHEET 06-04-02

DATE 2015-05-05

# Super Plus System

VERTICAL SECTION. TOP CLADDING.

FRONTEK MITER CUT



## frontek

· technologic ceramics ·

Shanghai: +86 021 5273 0108  
Guangzhou: +86 020 8944 7597  
info@frontekbuild.com

PROJECT -

CLIENT -

ARCHITECT -

CONSULTANT -

KEY PLAN/ELEVATION  
VERTICAL SECTION. TOP  
FRONTEK CLADDING

DESIGN -

DRAWING BEATRIZ QUINTANA

REVIEW -

SCALE 1/20 SIZE A3

UNITS MM

SHEET 06-04-03

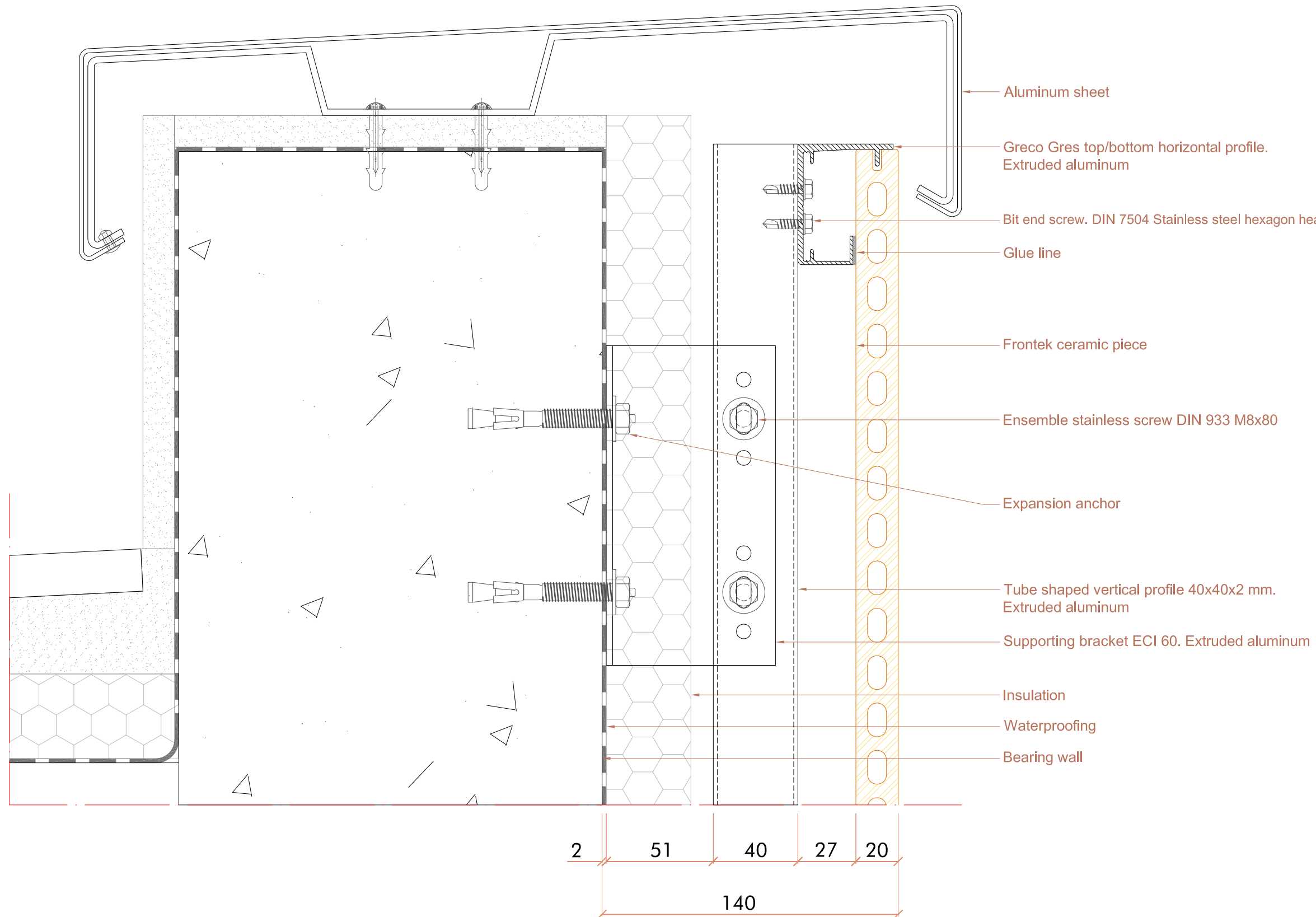
DATE 2015-05-05



# Super Plus System

VERTICAL SECTION. TOP CLADDING.

ALUMINUM CLADDING



## frontek

· technologic ceramics ·

Shanghai: +86 021 5273 0108  
 Guangzhou: +86 020 8944 7597  
 info@frontekbuild.com

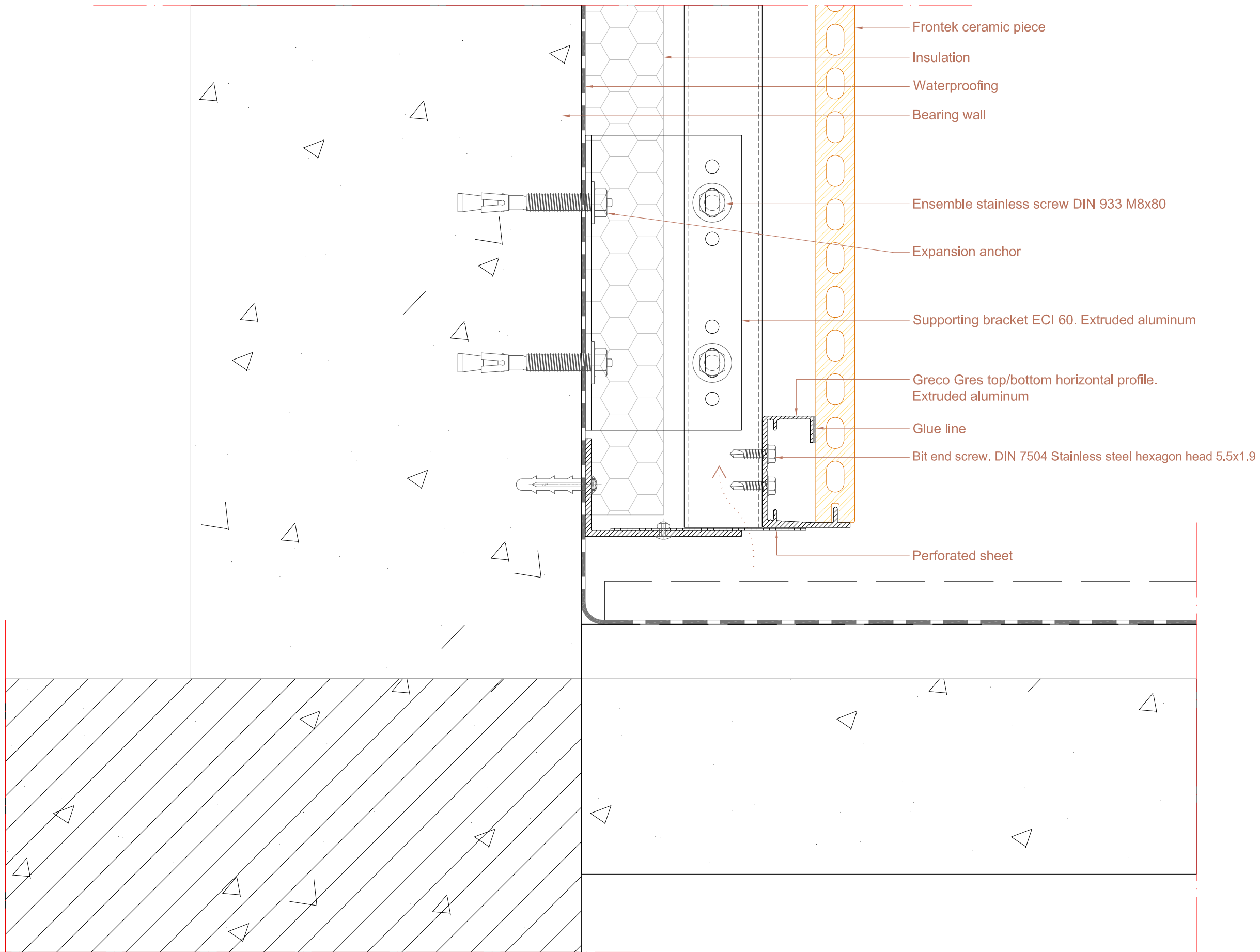
PROJECT	-
CLIENT	-
ARCHITECT	-
CONSULTANT	-

KEY PLAN/ELEVATION  
 VERTICAL SECTION. TOP  
 ALUMINIUM CLADDING

DESIGN	-		
DRAWING	BEATRIZ QUINTANA		
REVIEW	-		
SCALE	1/20	SIZE	A3
UNITS	MM		
SHEET	06-04-04		
DATE	2015-05-05		

# Super Plus System

VERTICAL SECTION. BOTTOM.



**frontek**  
· technologic ceramics ·

Shanghai: +86 021 5273 0108  
Guangzhou: +86 020 8944 7597  
info@frontekbuild.com

PROJECT -

CLIENT -

ARCHITECT -

CONSULTANT -

KEY PLAN/ELEVATION  
VERTICAL SECTION. BOTTOM  
FRONTEK FINISHING

DESIGN -

DRAWING BEATRIZ QUINTANA

REVIEW -

SCALE 1/20 SIZE A3

UNITS MM

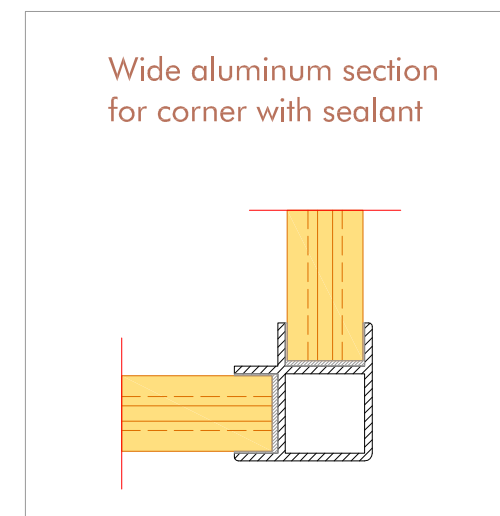
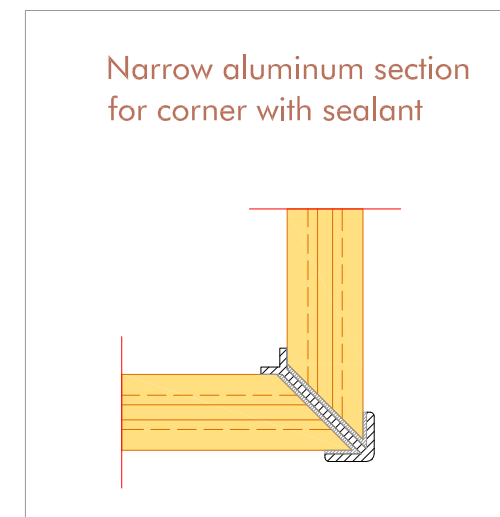
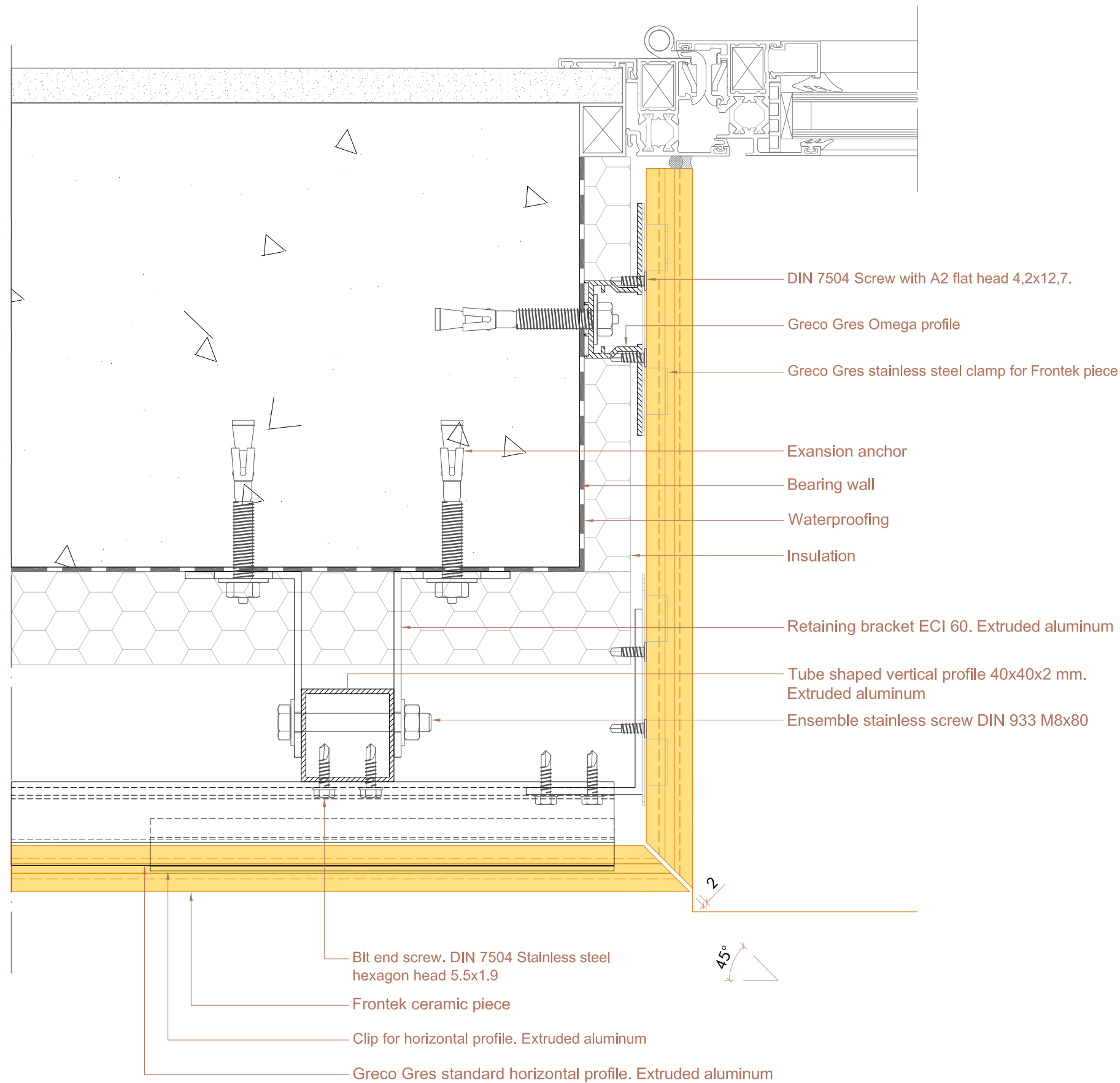
SHEET 06-05-01

DATE 2015-05-05

# Super Plus System

HORIZONTAL SECTION. WINDOW

FRONTEK 45° CUT



**frontek**  
· technologic ceramics ·

Shanghai: +86 021 5273 0108  
Guangzhou: +86 020 8944 7597  
info@frontekbuild.com

PROJECT -

CLIENT -

ARCHITECT -

CONSULTANT -

KEY PLAN/ELEVATION  
HORIZ. SECTION. WINDOW  
FRONTEK FINISHING

DESIGN -

DRAWING BEATRIZ QUINTANA

REVIEW -

SCALE 1/20 SIZE A3

UNITS MM

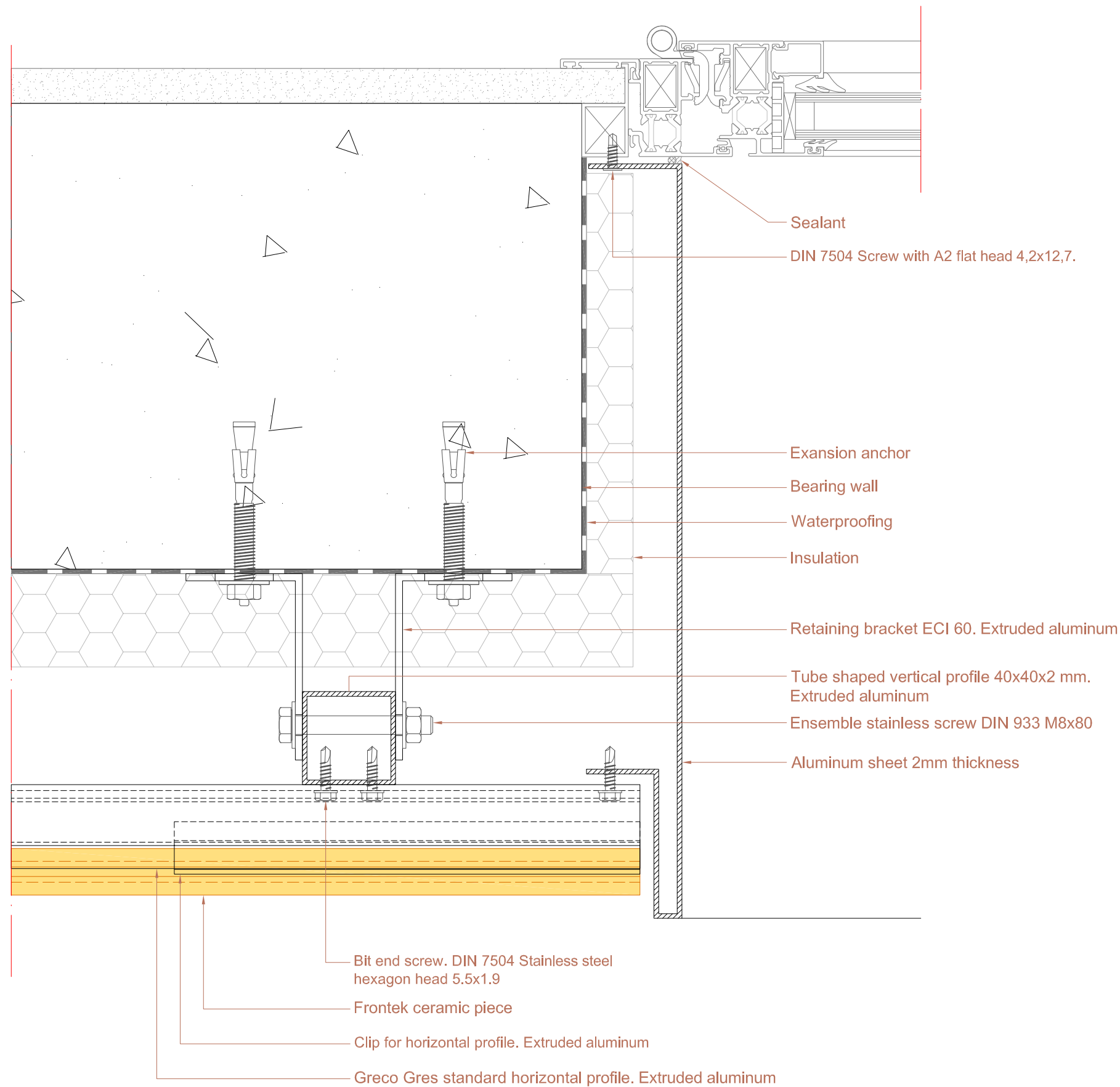
SHEET 06-06-01

DATE 2015-05-05

# Super Plus System

HORIZONTAL SECTION. WINDOW

ALUMINUM FRAME



## frontek

· technologic ceramics ·

Shanghai: +86 021 5273 0108  
Guangzhou: +86 020 8944 7597  
info@frontekbuild.com

PROJECT -

CLIENT -

ARCHITECT -

CONSULTANT -

KEY PLAN/ELEVATION  
HORIZ. SECTION. WINDOW  
ALUMINIUM FRAME

DESIGN -

DRAWING BEATRIZ QUINTANA

REVIEW -

SCALE 1/20 SIZE A3

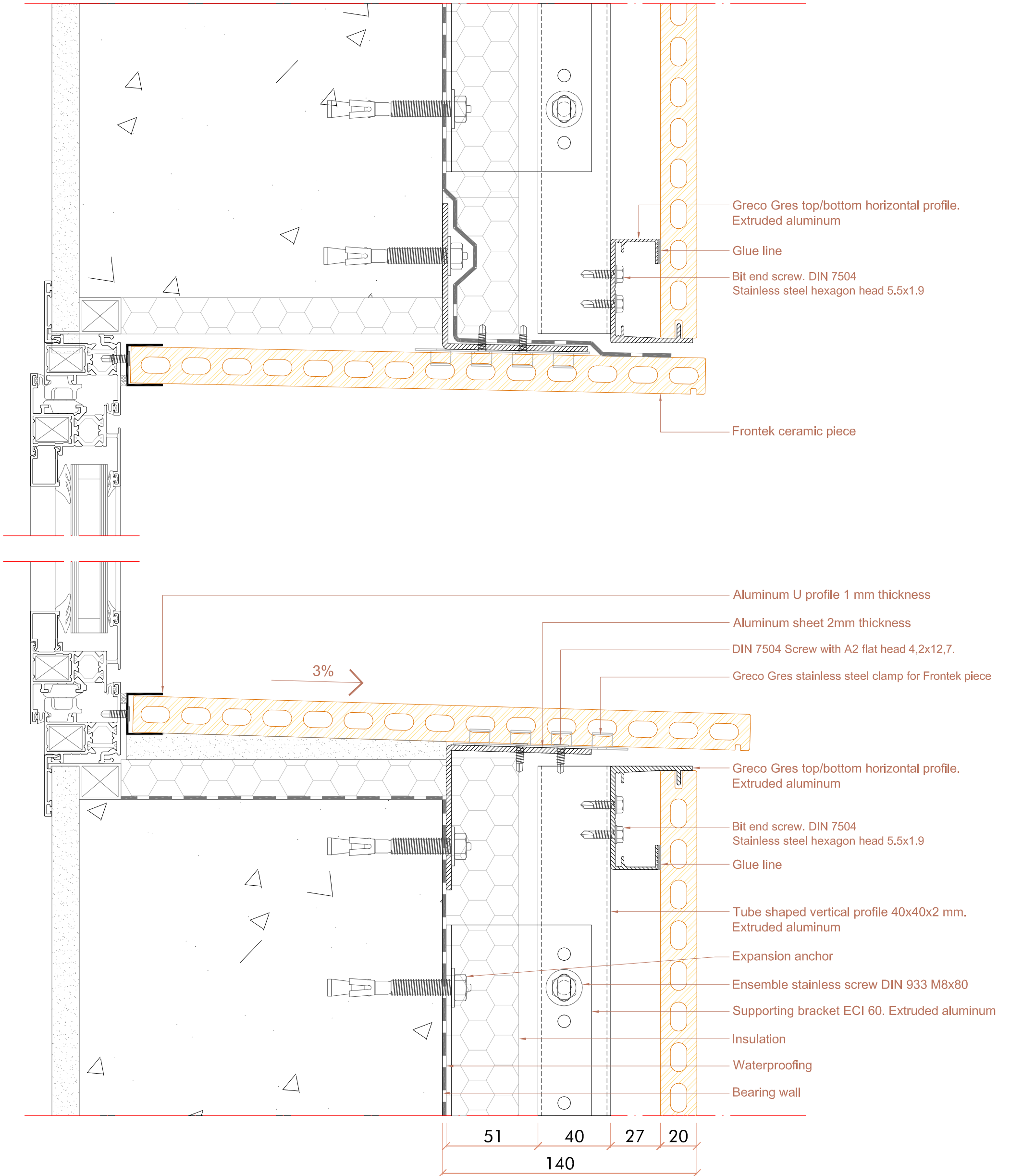
UNITS MM

SHEET 06-06-02

DATE 2015-05-05

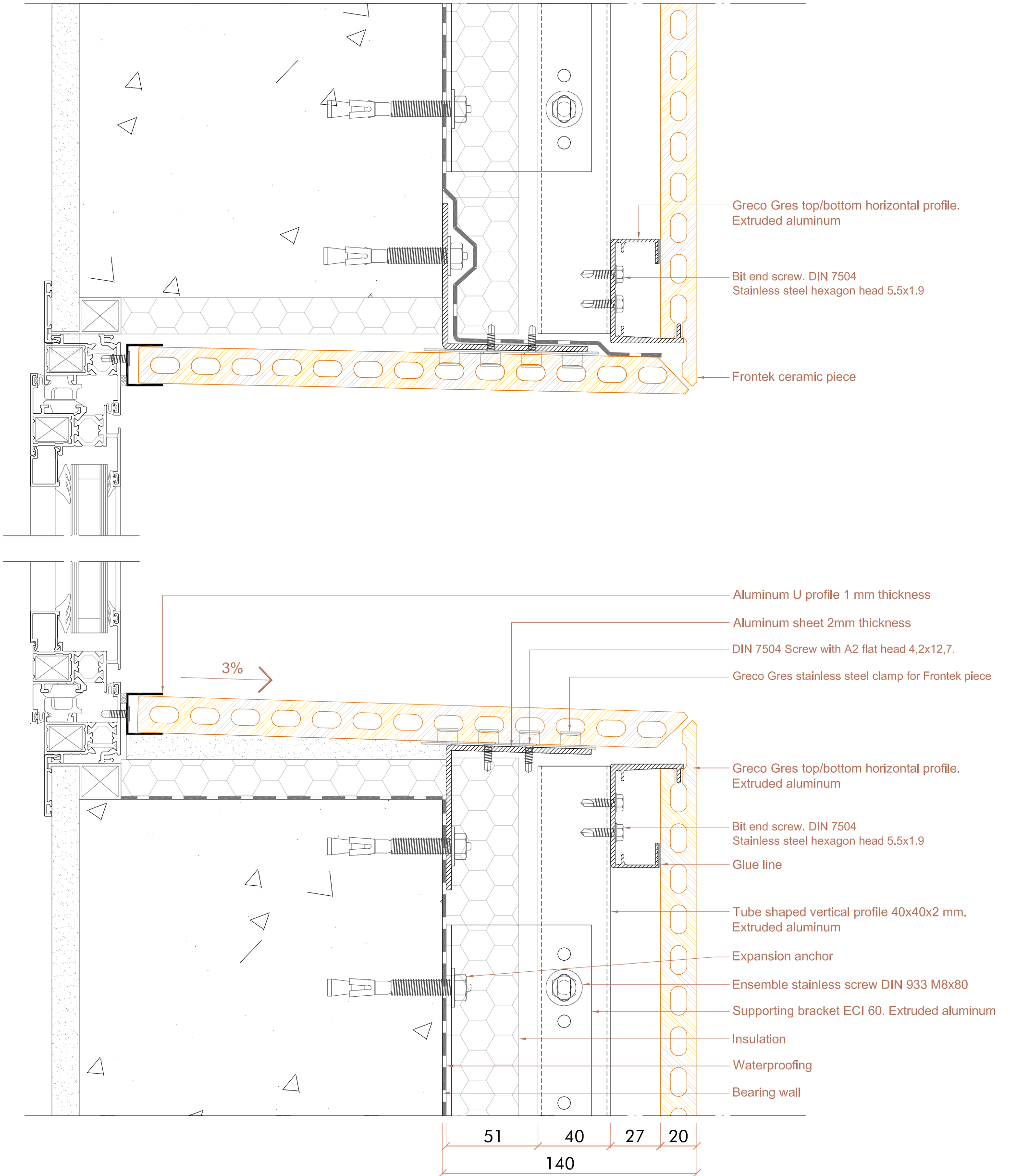
PROJECT	-
CLIENT	-
ARCHITECT	-
CONSULTANT	-
KEY PLAN/ELEVATION	VERTICAL SECTION. WINDOW FRONT-TEK CAPPING
DESIGN	-
DRAWING	BEATRIZ QUINTANA
REVIEW	-
SCALE	1/20
UNITS	MM
SHEET	06-07-01
DATE	2015-05-05

### VERTICAL SECTION. WINDOW EDGEWISE FRONT-TEK PIECE



PROJECT	-
CLIENT	-
ARCHITECT	-
CONSULTANT	-
KEY PLAN/ELEVATION	VERTICAL SECTION. WINDOW FRONT-TEK CAPPING
DESIGN	-
DRAWING	BEATRIZ QUINTANA
REVIEW	-
SCALE	1/20
UNITS	MM
SHEET	06-07-02
DATE	2015-05-05

### VERTICAL SECTION. WINDOW EDGEWISE FRONT-TEK PIECE



PROJECT	-
CLIENT	-
ARCHITECT	-
CONSULTANT	-
KEY PLAN/ELEVATION	VERTICAL SECTION. WINDOW ALUMINUM FINISHING
DESIGN	-
DRAWING	BEATRIZ QUINTANA
REVIEW	-
SCALE	1/20
SIZE	A3
UNITS	MM
SHEET	06-07-03
DATE	2015-05-05

### VERTICAL SECTION. WINDOW ALUMINUM FINISHING

